

DIVA LUCE
INTERIORS

DIVA LUCE
light & form

www.divaluce.com

INDOOR ARCHITECTURAL + 24 | 25

INDOOR 24 | 25
ARCHITECTURAL +

DIVA LUCE
light & form

ARCHITECTURAL LIGHTING +

INSPIRED
TECHNICAL
EFFICIENT
QUALITY
RELIABLE

DIVA LUCE
light & form

**LIGHT
&
FORM**



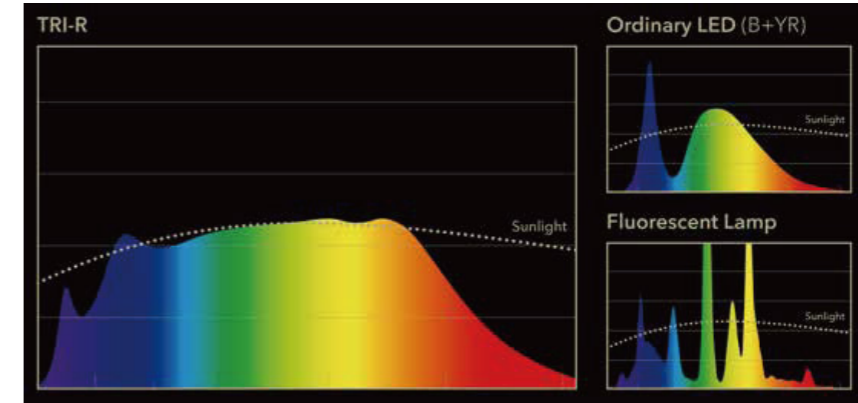
PRODUCT ADVANTAGES

High CRI

Color rendering is revealing the colors of object under light source; the closer to the nature light or standard light the better effect it will be.

A color rendering index (CRI) is a quantitative measure of the ability of a light source to reveal the colors of various objects faithfully in comparison with an ideal or natural light source. Light sources with a higher CRI, it can better to reveal the colors of various objects faithfully.

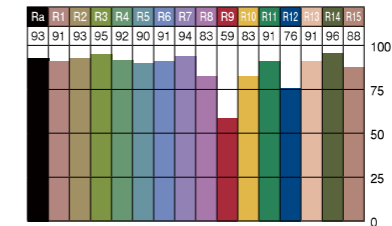
ING is applied for imported worldwide high quality LED chip, which its Ra can reach to 97, revealing the color of objects and space perfectly.



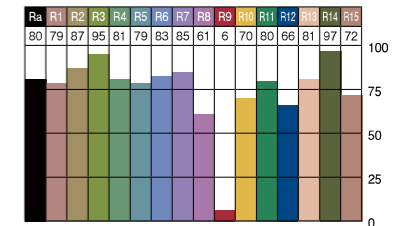
Ra>97



Ra>90



Ra>80



Ra evaluation index

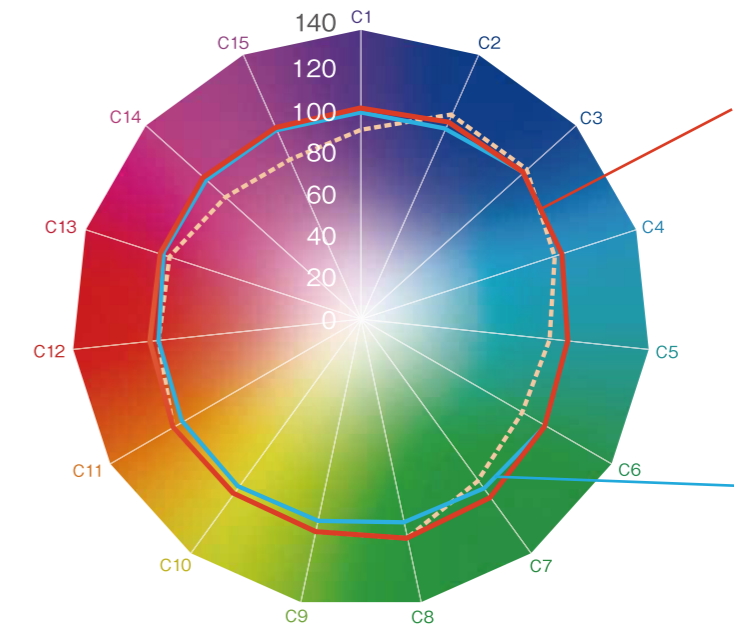


Ra is an average of CRI, also means an average of R1-R8. Re is an average of R1-R15. Red(R9), yellow(R10), green(R11), blue(R12), light complexion(R13), olive-green(R14), Asian complexion(R15). E.g. R9 is the quantitative measure of the ability of saturated red, the higher R9, the brighter color of fruits and flowers can be showed.

Among of them, R1-R8 is standard CRI(Mid-saturated color), R9-R15 is special CRI(High-saturated color). The more saturated it is, the brighter color it can be. So it can't be good enough in visual sense with high Ra only, it should be both high Ra and R9.

Color Saturation Comparison

- Gorgeous Light
- - - General Light
- Standard Light



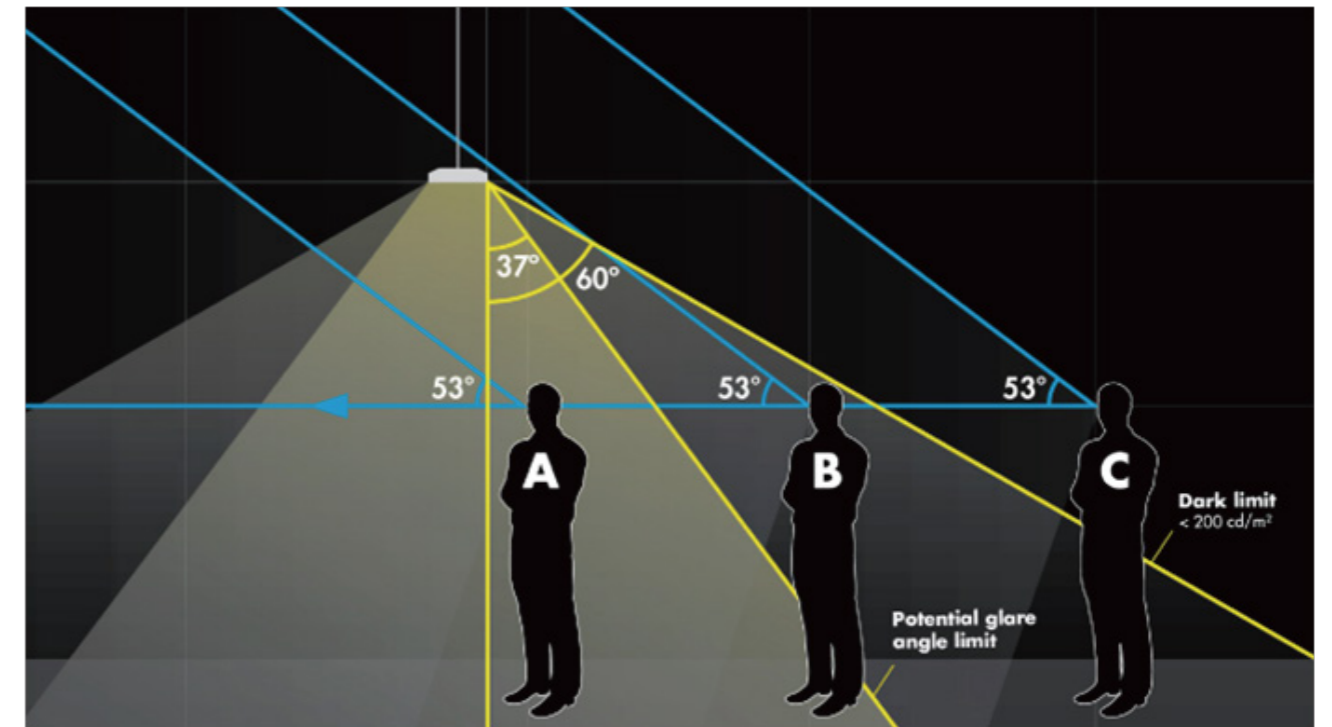
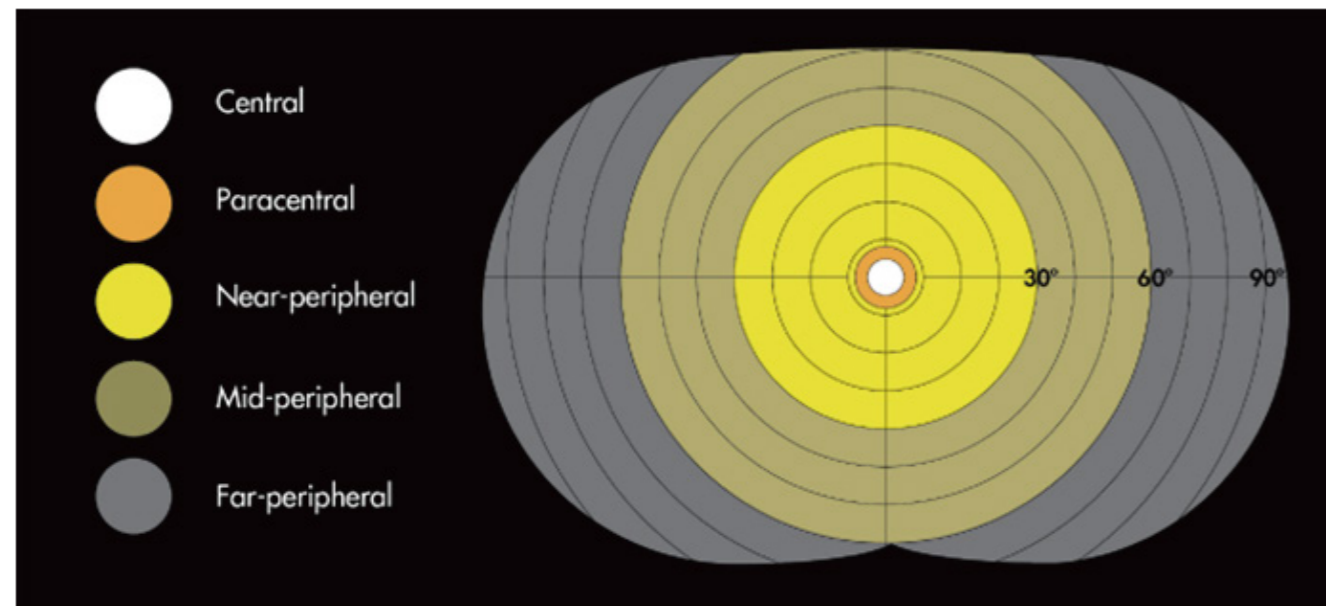
PRODUCT ADVANTAGES

Darklight Concept

Unobtrusive and discrete lighting setups that set a more natural mood light that is so discrete you can barely see the light source can be termed dark light. So basically you can see the light but not the source unless you are standing directly under it looking up. Dark light sets a more natural mood because you cannot see the artificial light source, thereby creating unobtrusive lighting.

Instead of having bright areas of light dominating a space, dark light luminaires can be used to create a discreet lighting setup where it is hard to notice where the light comes from. With discreet lighting, especially when indirect light is combined, it is possible to create a harmonious, natural lighting atmosphere. This is where dark light luminaires offer a perfect solution.

The diagram below represents a typical field of vision. The central area represents the area where an image is at its sharpest to the eye. An average person has a horizontal peripheral vision of approximately 90 degrees. However vertical peripheral vision is less than 60 degrees.



In the following diagram Person A cannot see the luminaire and therefore not the light source, so glare is not an issue. Person C is standing outside the beam of light i.e. beyond the dark limit, and cannot determine the light source even though he can see the luminaire. Person B can see the luminaire and he can see some mild light intensities given the light is limited to not cause glare above the potential glare angle limit.

A luminaire can be classified as "dark light" only when it fulfills the requirements for dark limit, which means there must be less than 200 cd/lm² above 60-degree viewing angle.

**Light is a beautiful way
to sense the world**



INDEX

ARCHITECTURAL INDOOR

MINI DOWNLIGHT	15-34
LOW GLARE DOWNLIGHT	35-52
IP65 DOWNLIGHT	53-70
UNIVERSAL DOWNLIGHT	71-74
SEMI-SURFACE DOWNLIGHT	75-82
MULTIPLE DOWNLIGHT	83-92
SURFACE DOWNLIGHT	93-96
LINEAR DOWNLIGHT	97-104
FOCUS DOWNLIGHT	105-134
RETAIL TRACK LIGHT	135-142
RECESSED ROUND LED SPOT LIGHT	143-146
SUSPENDED LINEAR LIGHT	147-150
PENDANT LAMP	151-154

MINI DOWNLIGHT

NICO series



KINDLE series



TUBO series



ELF series



LOW GLARE DOWNLIGHT

HERTZ series



FANO series



PICCO series



BRAVO series



MOMO series



IP65 DOWNLIGHT

ALBA series



GINA series




UNIVERSAL DOWNLIGHT

NEMO series



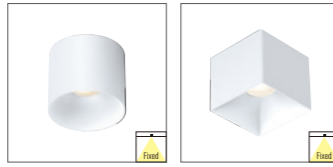
SEMI-SURFACE DOWNLIGHT

ENZO series



DL-9803
9W
PAGE.76

DL-9803S1
9W
PAGE.76



DL-7381
8W
PAGE.78

DL-7381S1
8W
PAGE.78

KONDA series




DL-9432
13W
PAGE.82

DL-9433
13W
PAGE.82

DL-9434
13W
PAGE.82

MULTIPLE DOWNLIGHT

STATION series



DL-9800
9W
PAGE.85

DL-9800S1
9W
PAGE.85

DL-9800S2
2x9W
PAGE.85

DL-9800
15W
PAGE.86

DL-9800S1
15W
PAGE.86

DL-9800S2
2x15W
PAGE.86



DL-9800
24W
PAGE.87

DL-9800S1
24W
PAGE.87

DL-9800S2
2x24W
PAGE.87

DL-9800
35W
PAGE.88

DL-9800S1
35W
PAGE.88

DL-9800S2
2x35W
PAGE.88

DAS series



DL-2027A
13W
PAGE.91

DL-2023A
15W
PAGE.91

DL-2019A
35W
PAGE.91

DL-2022A
2x15W
PAGE.92

DL-2018A
2x35W
PAGE.92

SURFACE DOWNLIGHT

LIMA series




DL-9331
13W
PAGE.94

DL-9345
20W
PAGE.94

DL-9333
35W
PAGE.94

SCOTT series




DL-3061
12W
PAGE.96

DL-3062
17W
PAGE.96


LINEAR DOWNLIGHT

TINO series



DL-1078A
12W
PAGE.98

TURBINE series



DL-9748S1
5W
PAGE.100

DL-9748S2
10W
PAGE.100

DL-9748S2
20W
PAGE.100

METZ series



DL-3049
12W
PAGE.102

DL-3055
10W
PAGE.103

DL-3056
10W
PAGE.103

DL-3055A
10W
PAGE.104

DL-3056A
10W
PAGE.104

FOCUS DOWNLIGHT

PACO series



DL-5219
15W
PAGE.106



DL-5219A
15W
PAGE.106

LUCA series



DL-1101
15W
PAGE.109




DL-1102
15W
PAGE.109




DL-1103
15W
PAGE.110



DL-1104
15W
PAGE.110




DL-2040
15W
PAGE.111



DL-2040
2x15W
PAGE.111



DL-2041
15W
PAGE.112



DL-2041
2x15W
PAGE.112

PIRA series



DL-5075A/DL-5045
9W/15W
PAGE.114



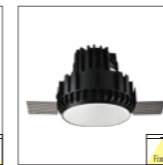
DL-5045
22W/30W
PAGE.115




DL-5045
35W/40W
PAGE.116



DL-1098
15W
PAGE.118



DL-10017/DL-10001
6W/13W
PAGE.120



DL-10021
13W
PAGE.120

DIX series



DL-5208
8W
PAGE.122



DL-5208A
8W
PAGE.122



DL-5202
6W/13W
PAGE.124



DL-1083A
6W/13W
PAGE.127



DL-1083
6W/13W
PAGE.128

TOM series




DL-4054A
6W
PAGE.130


FENDI series



DL-9812
5W
PAGE.133



DL-9789
15W
PAGE.133




DL-9790
24W
PAGE.134



DL-9791
35W
PAGE.134

RETAIL TRACK LIGHT

MIA series




DL-4037
15W/24W/32W
PAGE.138

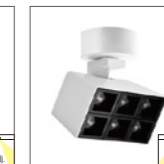
COMO series



DL-4037
20W
PAGE.141



DL-4037
20W
PAGE.142



DL-4037
30W
PAGE.142

RECESSED ROUND LED SPOT LIGHT

ONTI series



DL-9796
24W
PAGE.144



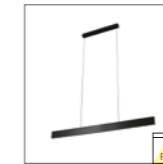
DL-9797
48W
PAGE.144



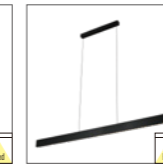
DL-9798
72W
PAGE.144

SUSPENDED LINEAR LIGHT

BAR series



DL-5055-1200
36W
PAGE.148



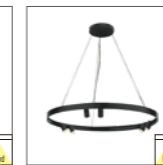
DL-5055-1600
48W
PAGE.148

PENDANT LAMP

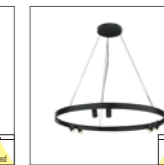
ORBIT series



DL-5037-900
6x7W
PAGE.152



DL-5037-1200
6x7W
PAGE.152



DL-5037-1500
12x7W
PAGE.152

MINI DOWNLIGHT



NICO series

PRODUCT INTRODUCTION

Minimalism and simplicity are the key words to describe collection. coming directly from the ceiling, slim lighting design, narrow beam angle, just 10 °, most dramatic lighting effects can be created through the high contrast between dark and light. trim and trimless version, Different spaces and different functions. However, the building will be mostly used to hotel areas.

NICO series

RECESSED DOWNLIGHT



Light Source	Power	Voltage	CCT	Beam Angle	Code
COB LED	6W	AC220-240V	3000K	10°	DL-1090-06-3010-P-C
				15°	DL-1090-06-3015-P-C
				24°	DL-1090-06-3024-P-C
COB LED	6W	AC220-240V	4000K	10°	DL-1090-06-4010-P-C
				15°	DL-1090-06-4015-P-C
				24°	DL-1090-06-4024-P-C
COB LED	6W	AC220-240V	5000K	10°	DL-1090-06-5010-P-C
				15°	DL-1090-06-5015-P-C
				24°	DL-1090-06-5024-P-C
COB LED	6W	AC220-240V	3000K	10°	DL-1090A-06-3010-P-C
				15°	DL-1090A-06-3015-P-C
				24°	DL-1090A-06-3024-P-C
COB LED	6W	AC220-240V	4000K	10°	DL-1090A-06-4010-P-C
				15°	DL-1090A-06-4015-P-C
				24°	DL-1090A-06-4024-P-C
COB LED	6W	AC220-240V	5000K	10°	DL-1090A-06-5010-P-C
				15°	DL-1090A-06-5015-P-C
				24°	DL-1090A-06-5024-P-C

Power Supply: **P** (1-On / Off 2-Phase Dim 3-DALI Dim 4-1-10V Dim)

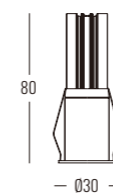
Colour Finish: **C** (WW-White / White BB-Black / Black WB-White / Black WD-White / Dark Light BW-Black / White
WS-White / Silver BS-Black / Silver)



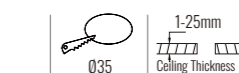
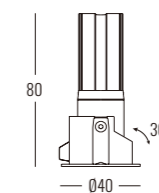
Controller: On / Off, Dimmable, Dali

DIMENSION
unit:mm

DL-1090-06



DL-1090A-06



NICO series

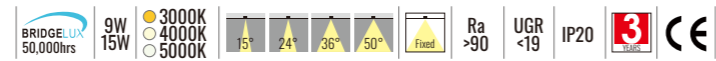
PRODUCT INTRODUCTION

In this typology of products, not only a high technical performance of the luminaires is required, but also a decorative elegance, which is vital.



NICO series

RECESSED FIXED DOWNLIGHT



Light Source	Power	Voltage	CCT	Beam Angle	Code
COB LED	9W	AC220-240V	3000K	15°	DL-1091-09-3015-P-C
				24°	DL-1091-09-3024-P-C
				36°	DL-1091-09-3036-P-C
				50°	DL-1091-09-3050-P-C
COB LED	9W	AC220-240V	4000K	15°	DL-1091-09-4015-P-C
				24°	DL-1091-09-4024-P-C
				36°	DL-1091-09-4036-P-C
				50°	DL-1091-09-4050-P-C
COB LED	9W	AC220-240V	5000K	15°	DL-1091-09-5015-P-C
				24°	DL-1091-09-5024-P-C
				36°	DL-1091-09-5036-P-C
				50°	DL-1091-09-5050-P-C
COB LED	15W	AC220-240V	3000K	15°	DL-1094-15-3015-P-C
				24°	DL-1094-15-3024-P-C
				36°	DL-1094-15-3036-P-C
				50°	DL-1094-15-3050-P-C
COB LED	15W	AC220-240V	4000K	15°	DL-1094-15-4015-P-C
				24°	DL-1094-15-4024-P-C
				36°	DL-1094-15-4036-P-C
				50°	DL-1094-15-4050-P-C
COB LED	15W	AC220-240V	5000K	15°	DL-1094-15-5015-P-C
				24°	DL-1094-15-5024-P-C
				36°	DL-1094-15-5036-P-C
				50°	DL-1094-15-5050-P-C

Power Supply: P (1-On / Off 2-Phase Dim 3-DALI Dim 4-1-10V Dim)

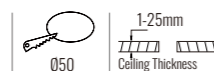
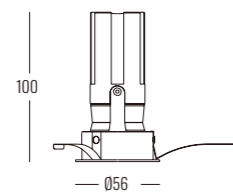
Colour Finish: C (WW-White / White BB-Black / Black WB-White / Black WD-White / Dark Light BW-Black / White WS-White / Silver BS-Black / Silver)



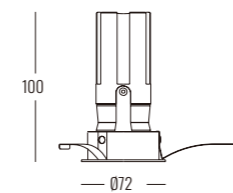
Controller: On / Off, Dimmable, Dali

DIMENSION unit:mm

DL-1091-09

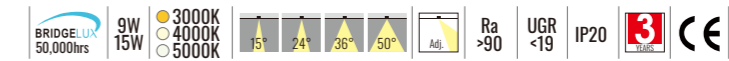


DL-1094-15



NICO series

RECESSED ADJUSTABLE DOWNLIGHT



Light Source	Power	Voltage	CCT	Beam Angle	Code
COB LED	9W	AC220-240V	3000K	15°	DL-1091A-09-3015-P-C
				24°	DL-1091A-09-3024-P-C
				36°	DL-1091A-09-3036-P-C
				50°	DL-1091A-09-3050-P-C
COB LED	9W	AC220-240V	4000K	15°	DL-1091A-09-4015-P-C
				24°	DL-1091A-09-4024-P-C
				36°	DL-1091A-09-4036-P-C
				50°	DL-1091A-09-4050-P-C
COB LED	9W	AC220-240V	5000K	15°	DL-1091A-09-5015-P-C
				24°	DL-1091A-09-5024-P-C
				36°	DL-1091A-09-5036-P-C
				50°	DL-1091A-09-5050-P-C
COB LED	15W	AC220-240V	3000K	15°	DL-1094A-15-3015-P-C
				24°	DL-1094A-15-3024-P-C
				36°	DL-1094A-15-3036-P-C
				50°	DL-1094A-15-3050-P-C
COB LED	15W	AC220-240V	4000K	15°	DL-1094A-15-4015-P-C
				24°	DL-1094A-15-4024-P-C
				36°	DL-1094A-15-4036-P-C
				50°	DL-1094A-15-4050-P-C
COB LED	15W	AC220-240V	5000K	15°	DL-1094A-15-5015-P-C
				24°	DL-1094A-15-5024-P-C
				36°	DL-1094A-15-5036-P-C
				50°	DL-1094A-15-5050-P-C

Power Supply: P (1-On / Off 2-Phase Dim 3-DALI Dim 4-1-10V Dim)

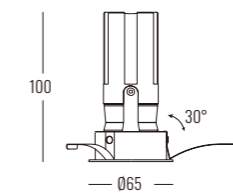
Colour Finish: C (WW-White / White BB-Black / Black WB-White / Black WD-White / Dark Light BW-Black / White WS-White / Silver BS-Black / Silver)



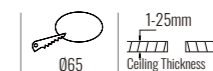
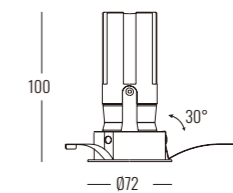
Controller: On / Off, Dimmable, Dali

DIMENSION unit:mm

DL-1091A-09

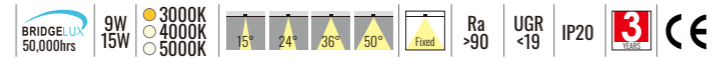


DL-1094A-15



NICO series

TRIMLESS FIXED DOWNLIGHT



Light Source	Power	Voltage	CCT	Beam Angle	Code
COB LED	9W	AC220-240V	3000K	15°	DL-1092-09-3015-P-C
				24°	DL-1092-09-3024-P-C
				36°	DL-1092-09-3036-P-C
				50°	DL-1092-09-3050-P-C
COB LED	9W	AC220-240V	4000K	15°	DL-1092-09-4015-P-C
				24°	DL-1092-09-4024-P-C
				36°	DL-1092-09-4036-P-C
				50°	DL-1092-09-4050-P-C
COB LED	9W	AC220-240V	5000K	15°	DL-1092-09-5015-P-C
				24°	DL-1092-09-5024-P-C
				36°	DL-1092-09-5036-P-C
				50°	DL-1092-09-5050-P-C
COB LED	15W	AC220-240V	3000K	15°	DL-1093-15-3015-P-C
				24°	DL-1093-15-3024-P-C
				36°	DL-1093-15-3036-P-C
				50°	DL-1093-15-3050-P-C
COB LED	15W	AC220-240V	4000K	15°	DL-1093-15-4015-P-C
				24°	DL-1093-15-4024-P-C
				36°	DL-1093-15-4036-P-C
				50°	DL-1093-15-4050-P-C
COB LED	15W	AC220-240V	5000K	15°	DL-1093-15-5015-P-C
				24°	DL-1093-15-5024-P-C
				36°	DL-1093-15-5036-P-C
				50°	DL-1093-15-5050-P-C

Power Supply: P (1-On / Off 2-Phase Dim 3-DALI Dim 4-1-10V Dim)

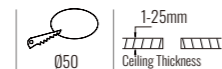
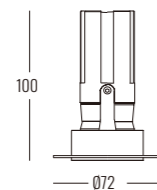
Colour Finish: C (WW-White / White BB-Black / Black WB-White / Black WD-White / Dark Light BW-Black / White WS-White / Silver BS-Black / Silver)



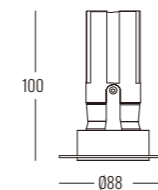
Controller: On / Off, Dimmable, Dali

DIMENSION unit:mm

DL-1092-09

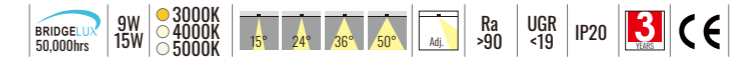


DL-1093-15



NICO series

TRIMLESS ADJUSTABLE DOWNLIGHT



Light Source	Power	Voltage	CCT	Beam Angle	Code
COB LED	9W	AC220-240V	3000K	15°	DL-1092A-09-3015-P-C
				24°	DL-1092A-09-3024-P-C
				36°	DL-1092A-09-3036-P-C
				50°	DL-1092A-09-3050-P-C
COB LED	9W	AC220-240V	4000K	15°	DL-1092A-09-4015-P-C
				24°	DL-1092A-09-4024-P-C
				36°	DL-1092A-09-4036-P-C
				50°	DL-1092A-09-4050-P-C
COB LED	9W	AC220-240V	5000K	15°	DL-1092A-09-5015-P-C
				24°	DL-1092A-09-5024-P-C
				36°	DL-1092A-09-5036-P-C
				50°	DL-1092A-09-5050-P-C
COB LED	15W	AC220-240V	3000K	15°	DL-1093A-15-3015-P-C
				24°	DL-1093A-15-3024-P-C
				36°	DL-1093A-15-3036-P-C
				50°	DL-1093A-15-3050-P-C
COB LED	15W	AC220-240V	4000K	15°	DL-1093A-15-4015-P-C
				24°	DL-1093A-15-4024-P-C
				36°	DL-1093A-15-4036-P-C
				50°	DL-1093A-15-4050-P-C
COB LED	15W	AC220-240V	5000K	15°	DL-1093A-15-5015-P-C
				24°	DL-1093A-15-5024-P-C
				36°	DL-1093A-15-5036-P-C
				50°	DL-1093A-15-5050-P-C

Power Supply: P (1-On / Off 2-Phase Dim 3-DALI Dim 4-1-10V Dim)

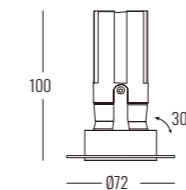
Colour Finish: C (WW-White / White BB-Black / Black WB-White / Black WD-White / Dark Light BW-Black / White WS-White / Silver BS-Black / Silver)



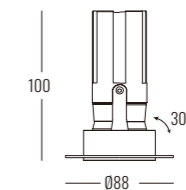
Controller: On / Off, Dimmable, Dali

DIMENSION unit:mm

DL-1092A-09



DL-1093A-15





5W / 7W / 9W
15° / 24° / 36°



COB

+



Reflector



Tiny cut out & Hight power




KINDLE series



KINDLE series

RECESSED FIXED DOWNLIGHT



Light Source	Power	Voltage	CCT	Beam Angle	Code
COB LED	5W	AC220-240V	3000K	25°	DL-9806-05-3025-P-C
COB LED	5W	AC220-240V	4000K	25°	DL-9806-05-4025-P-C
COB LED	5W	AC220-240V	5000K	25°	DL-9806-05-5025-P-C
COB LED	5W	AC220-240V	3000K	25°	DL-9807-05-3025-P-C
COB LED	5W	AC220-240V	4000K	25°	DL-9807-05-4025-P-C
COB LED	5W	AC220-240V	5000K	25°	DL-9807-05-5025-P-C
COB LED	5W	AC220-240V	3000K	25°	DL-9808-05-3025-P-C
COB LED	5W	AC220-240V	4000K	25°	DL-9808-05-4025-P-C
COB LED	5W	AC220-240V	5000K	25°	DL-9808-05-5025-P-C

Power Supply: P (1-On / Off 2-Phase Dim 3-DALI Dim 4-1-10V Dim)

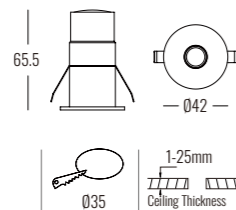
Colour Finish: C (WW-White / White BB-Black / Black)



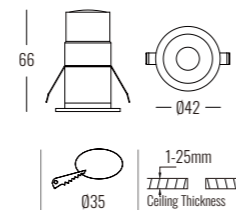
Controller: On / Off, Dimmable, Dali

DIMENSION unit:mm

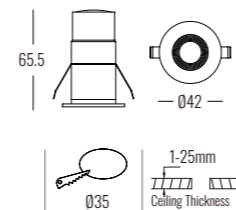
DL-9806-05



DL-9807-05



DL-9808-05



KINDLE series

RECESSED FIXED DOWNLIGHT



Light Source	Power	Voltage	CCT	Beam Angle	Code
COB LED	5W	AC220-240V	3000K	25°	DL-9809-05-3025-P-C
COB LED	5W	AC220-240V	4000K	25°	DL-9809-05-4025-P-C
COB LED	5W	AC220-240V	5000K	25°	DL-9809-05-5025-P-C
COB LED	5W	AC220-240V	3000K	25°	DL-9810-05-3025-P-C
COB LED	5W	AC220-240V	4000K	25°	DL-9810-05-4025-P-C
COB LED	5W	AC220-240V	5000K	25°	DL-9810-05-5025-P-C
COB LED	5W	AC220-240V	3000K	25°	DL-9811-05-3025-P-C
COB LED	5W	AC220-240V	4000K	25°	DL-9811-05-4025-P-C
COB LED	5W	AC220-240V	5000K	25°	DL-9811-05-5025-P-C

Power Supply: P (1-On / Off 2-Phase Dim 3-DALI Dim 4-1-10V Dim)

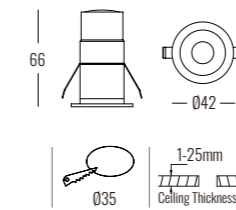
Colour Finish: C (WW-White / White BB-Black / Black)



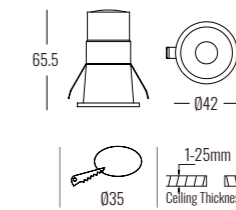
Controller: On / Off, Dimmable, Dali

DIMENSION unit:mm

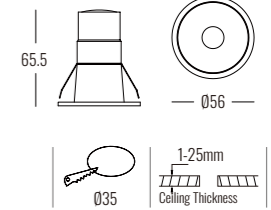
DL-9809-05



DL-9810-05



DL-9811-05



TUBO series

RECESSED (TRIMLESS) FIXED DOWNLIGHT



Light Source	Power	Voltage	CCT	Beam Angle	Code
COB LED	10W	AC220-240V	3000K	24°	DL-1096-10-3024-P-C
				36°	DL-1096-10-3036-P-C
COB LED	10W	AC220-240V	4000K	24°	DL-1096-10-4024-P-C
				36°	DL-1096-10-4036-P-C
COB LED	10W	AC220-240V	5000K	24°	DL-1096-10-5024-P-C
				36°	DL-1096-10-5036-P-C
COB LED	10W	AC220-240V	3000K	24°	DL-1097-10-3024-P-C
				36°	DL-1097-10-3036-P-C
COB LED	10W	AC220-240V	4000K	24°	DL-1097-10-4024-P-C
				36°	DL-1097-10-4036-P-C
COB LED	10W	AC220-240V	5000K	24°	DL-1097-10-5024-P-C
				36°	DL-1097-10-5036-P-C
COB LED	10W	AC220-240V	3000K	24°	DL-1098-10-3024-P-C
				36°	DL-1098-10-3036-P-C
COB LED	10W	AC220-240V	4000K	24°	DL-1098-10-4024-P-C
				36°	DL-1098-10-4036-P-C
COB LED	10W	AC220-240V	5000K	24°	DL-1098-10-5024-P-C
				36°	DL-1098-10-5036-P-C

Power Supply: **P** (1-On / Off 2-Phase Dim 3-DALI Dim 4-1-10V Dim)

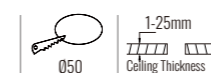
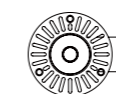
Colour Finish: **C** (WW-White / White BB-Black / Black)



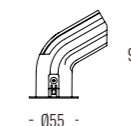
Controller: On / Off, Dimmable, Dali

DIMENSION
unit:mm

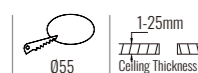
DL-1096-10



DL-1097-10



DL-1098-10

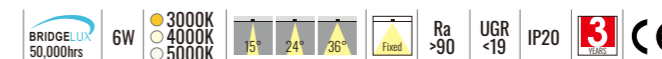


TUBO series

- DL-1096-10 (TRIMLESS DOWNLIGHT)
- DL-1097-10 (NARROW RECESSED DOWNLIGHT)
- DL-1098-10 (WIDE RECESSED DOWNLIGHT)

ELF series

TRIMLESS FIXED DOWNLIGHT



Light Source	Power	Voltage	CCT	Beam Angle	Code
COB LED	6W	AC220-240V	3000K	15°	DL-1202-06-3015-P-C
				24°	DL-1202-06-3024-P-C
				36°	DL-1202-06-3036-P-C
COB LED	6W	AC220-240V	4000K	15°	DL-1202-06-4015-P-C
				24°	DL-1202-06-4024-P-C
				36°	DL-1202-06-4036-P-C
COB LED	6W	AC220-240V	5000K	15°	DL-1202-06-5015-P-C
				24°	DL-1202-06-5024-P-C
				36°	DL-1202-06-5036-P-C

Power Supply: P (1-On / Off 2-Phase Dim 3-DALI Dim 4-1-10V Dim)

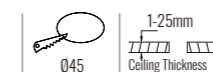
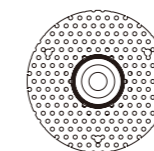
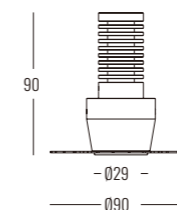
Colour Finish: C (WW-White / White BB-Black / Black)



White Reflector Black Reflector

Controller: On / Off, Dimmable, Dali


DIMENSION
unit:mm



ELF series

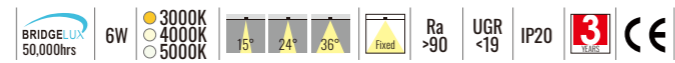
PRODUCT INTRODUCTION

pinhole is the perfect combination of clean design and visual comfort. The minimalist look and backward optics provide both discreet light, a concentrated beam and excellent glare protection.



ELF series

RECESSED FIXED DOWNLIGHT



Light Source	Power	Voltage	CCT	Beam Angle	Code
COB LED	6W	AC220-240V	3000K	15°	DL-1202A-06-3015-P-C
				24°	DL-1202A-06-3024-P-C
				36°	DL-1202A-06-3036-P-C
COB LED	6W	AC220-240V	4000K	15°	DL-1202A-06-4015-P-C
				24°	DL-1202A-06-4024-P-C
				36°	DL-1202A-06-4036-P-C
COB LED	6W	AC220-240V	5000K	15°	DL-1202A-06-5015-P-C
				24°	DL-1202A-06-5024-P-C
				36°	DL-1202A-06-5036-P-C

Power Supply: P (1-On / Off 2-Phase Dim 3-DALI Dim 4-1-10V Dim)

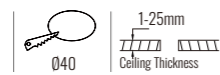
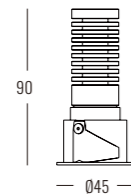
Colour Finish: C (WW-White / White BB-Black / Black)



Controller: On / Off, Dimmable, Dali

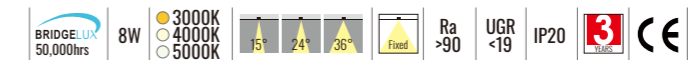
DIMENSION

unit:mm



ELF series

RECESSED FIXED DOWNLIGHT



Light Source	Power	Voltage	CCT	Beam Angle	Code
COB LED	8W	AC220-240V	3000K	15°	DL-10019-08-3015-P-C
				24°	DL-10019-08-3024-P-C
				36°	DL-10019-08-3036-P-C
COB LED	8W	AC220-240V	4000K	15°	DL-10019-08-4015-P-C
				24°	DL-10019-08-4024-P-C
				36°	DL-10019-08-4036-P-C
COB LED	8W	AC220-240V	5000K	15°	DL-10019-08-5015-P-C
				24°	DL-10019-08-5024-P-C
				36°	DL-10019-08-5036-P-C

Power Supply: P (1-On / Off 2-Phase Dim 3-DALI Dim 4-1-10V Dim)

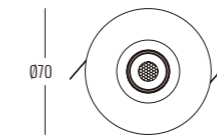
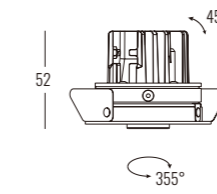
Colour Finish: C (WW-White / White BB-Black / Black)



Controller: On / Off, Dimmable, Dali

DIMENSION

unit:mm





HERTZ series



PRODUCT INTRODUCTION

The top Aksu spray paint surface treatment of aviation aluminum is adopted, and the texture is delicate.

The curvature of the face ring is 12.8 degrees, which can be integrated with the ceiling, making its installation effect more beautiful.

Shift structure, 0-6mm precise dimming and light control to achieve the best lighting effect.

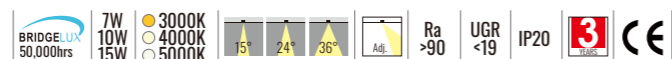
The anti-glare depth reaches 7.5 depth, achieving the effect of seeing the light without seeing the light, Rinio optical principle.

Uses the principle of breathing dynamics of the Politecnico di Milano air convection radiator.



HERTZ series

RECESSED ADJUSTABLE DOWNLIGHT



Light Source	Power	Voltage	CCT	Beam Angle	Code
COB LED	7W	AC220-240V	3000K	15°	DL-HZ01-55-07-3015-P-C
				24°	DL-HZ01-55-07-3024-P-C
				36°	DL-HZ01-55-07-3036-P-C
COB LED	7W	AC220-240V	4000K	15°	DL-HZ01-55-07-4015-P-C
				24°	DL-HZ01-55-07-4024-P-C
				36°	DL-HZ01-55-07-4036-P-C
COB LED	7W	AC220-240V	5000K	15°	DL-HZ01-55-07-5015-P-C
				24°	DL-HZ01-55-07-5024-P-C
				36°	DL-HZ01-55-07-5036-P-C
COB LED	10W	AC220-240V	3000K	15°	DL-HZ01-75-10-3015-P-C
				24°	DL-HZ01-75-10-3024-P-C
				36°	DL-HZ01-75-10-3036-P-C
COB LED	10W	AC220-240V	4000K	15°	DL-HZ01-75-10-4015-P-C
				24°	DL-HZ01-75-10-4024-P-C
				36°	DL-HZ01-75-10-4036-P-C
COB LED	10W	AC220-240V	5000K	15°	DL-HZ01-75-10-5015-P-C
				24°	DL-HZ01-75-10-5024-P-C
				36°	DL-HZ01-75-10-5036-P-C
COB LED	15W	AC220-240V	3000K	15°	DL-HZ01-95-15-3015-P-C
				24°	DL-HZ01-95-15-3024-P-C
				36°	DL-HZ01-95-15-3036-P-C
COB LED	15W	AC220-240V	4000K	15°	DL-HZ01-95-15-4015-P-C
				24°	DL-HZ01-95-15-4024-P-C
				36°	DL-HZ01-95-15-4036-P-C
COB LED	15W	AC220-240V	5000K	15°	DL-HZ01-95-15-5015-P-C
				24°	DL-HZ01-95-15-5024-P-C
				36°	DL-HZ01-95-15-5036-P-C

Power Supply: P (1-On / Off 2-Phase Dim 3-DALI Dim 4-1-10V Dim)

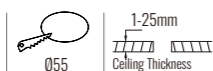
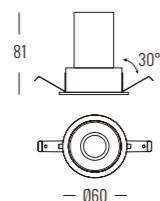
Colour Finish: C (WM-White / Matte Silver WG-Gloss Silver WO-White / Orange WR-White / Rose Gold WC-White / Gold)



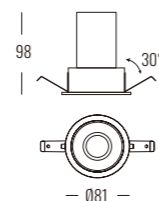
Controller: On / Off, Dimmable, Dali

DIMENSION unit:mm

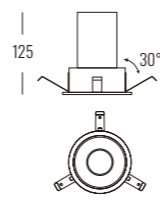
DL-HZ01-55-07



DL-HZ01-75-10

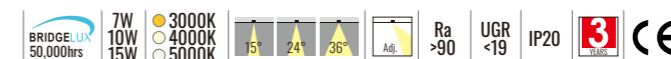


DL-HZ01-95-15



NEMO series

TRIMLESS ADJUSTABLE DOWNLIGHT



Light Source	Power	Voltage	CCT	Beam Angle	Code
COB LED	7W	AC220-240V	3000K	15°	DL-HZ02-55-07-3015-P-C
				24°	DL-HZ02-55-07-3024-P-C
				36°	DL-HZ02-55-07-3036-P-C
COB LED	7W	AC220-240V	4000K	15°	DL-HZ02-55-07-4015-P-C
				24°	DL-HZ02-55-07-4024-P-C
				36°	DL-HZ02-55-07-4036-P-C
COB LED	7W	AC220-240V	5000K	15°	DL-HZ02-55-07-5015-P-C
				24°	DL-HZ02-55-07-5024-P-C
				36°	DL-HZ02-55-07-5036-P-C
COB LED	10W	AC220-240V	3000K	15°	DL-HZ02-75-10-3015-P-C
				24°	DL-HZ02-75-10-3024-P-C
				36°	DL-HZ02-75-10-3036-P-C
COB LED	10W	AC220-240V	4000K	15°	DL-HZ02-75-10-4015-P-C
				24°	DL-HZ02-75-10-4024-P-C
				36°	DL-HZ02-75-10-4036-P-C
COB LED	10W	AC220-240V	5000K	15°	DL-HZ02-75-10-5015-P-C
				24°	DL-HZ02-75-10-5024-P-C
				36°	DL-HZ02-75-10-5036-P-C
COB LED	15W	AC220-240V	3000K	15°	DL-HZ02-95-15-3015-P-C
				24°	DL-HZ02-95-15-3024-P-C
				36°	DL-HZ02-95-15-3036-P-C
COB LED	15W	AC220-240V	4000K	15°	DL-HZ02-95-15-4015-P-C
				24°	DL-HZ02-95-15-4024-P-C
				36°	DL-HZ02-95-15-4036-P-C
COB LED	15W	AC220-240V	5000K	15°	DL-HZ02-95-15-5015-P-C
				24°	DL-HZ02-95-15-5024-P-C
				36°	DL-HZ02-95-15-5036-P-C

Power Supply: P (1-On / Off 2-Phase Dim 3-DALI Dim 4-1-10V Dim)

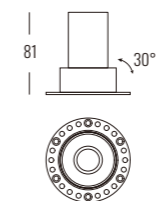
Colour Finish: C (WM-White / Matte Silver WG-Gloss Silver WO-White / Orange WR-White / Rose Gold WC-White / Gold)



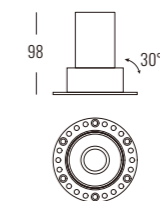
Controller: On / Off, Dimmable, Dali

DIMENSION unit:mm

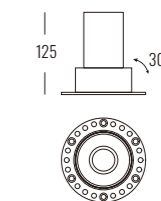
DL-HZ02-55-07



DL-HZ02-75-10

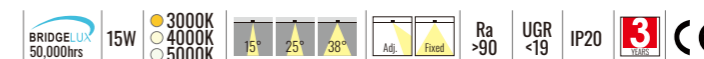


DL-HZ02-95-15



FANO series

RECESSED (FIXED/ADJUSTABLE/FIXED) DOWNLIGHT



Light Source	Power	Voltage	CCT	Beam Angle	Code
COB LED	15W	AC220-240V	3000K	15°	DL-5222A-15-3015-P-C
				25°	DL-5222A-15-3025-P-C
				38°	DL-5222A-15-3038-P-C
COB LED	15W	AC220-240V	4000K	15°	DL-5222A-15-4015-P-C
				25°	DL-5222A-15-4025-P-C
				38°	DL-5222A-15-4038-P-C
COB LED	15W	AC220-240V	5000K	15°	DL-5222A-15-5015-P-C
				25°	DL-5222A-15-5025-P-C
				38°	DL-5222A-15-5038-P-C
COB LED	15W	AC220-240V	3000K	15°	DL-5222-15-3015-P-C
				25°	DL-5222-15-3025-P-C
				38°	DL-5222-15-3038-P-C
COB LED	15W	AC220-240V	4000K	15°	DL-5222-15-4015-P-C
				25°	DL-5222-15-4025-P-C
				38°	DL-5222-15-4038-P-C
COB LED	15W	AC220-240V	5000K	15°	DL-5222-15-5015-P-C
				25°	DL-5222-15-5025-P-C
				38°	DL-5222-15-5038-P-C

Power Supply: P (1-On / Off 2-Phase Dim 3-DALI Dim 4-1-10V Dim)

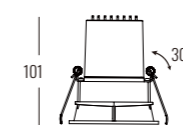
Colour Finish: C (WW-White / White BB-Black / Black)



Controller: On / Off, Dimmable, Dali

DIMENSION
unit:mm

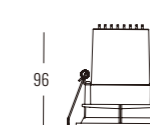
DL-5222A-15



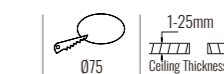
— 082 —



DL-5222-15



— 082 —



FANO series

PRODUCT INTRODUCTION

Recessed LED downlight with quality aluminum body in powder-coated, with multiple reflecting angles of anti-dazzle reflector for selection, excellent heat sink capability, remote LED driver.

Application

Supermarket, chain store, shopping mall, villa, hotel, hall.



FANO series

RECESSED (FIXED/ADJUSTABLE) DOWNLIGHT



Light Source	Power	Voltage	CCT	Beam Angle	Code
COB LED	15W	AC220-240V	3000K	15°	DL-5224A-15-3015-P-C
				25°	DL-5224A-15-3025-P-C
				38°	DL-5224A-15-3038-P-C
COB LED	15W	AC220-240V	4000K	15°	DL-5224A-15-4015-P-C
				25°	DL-5224A-15-4025-P-C
				38°	DL-5224A-15-4038-P-C
COB LED	15W	AC220-240V	5000K	15°	DL-5224A-15-5015-P-C
				25°	DL-5224A-15-5025-P-C
				38°	DL-5224A-15-5038-P-C
COB LED	15W	AC220-240V	3000K	15°	DL-5224-15-3015-P-C
				25°	DL-5224-15-3025-P-C
				38°	DL-5224-15-3038-P-C
COB LED	15W	AC220-240V	4000K	15°	DL-5224-15-4015-P-C
				25°	DL-5224-15-4025-P-C
				38°	DL-5224-15-4038-P-C
COB LED	15W	AC220-240V	5000K	15°	DL-5224-15-5015-P-C
				25°	DL-5224-15-5025-P-C
				38°	DL-5224-15-5038-P-C

Power Supply: P (1-On / Off 2-Phase Dim 3-DALI Dim 4-1-10V Dim)

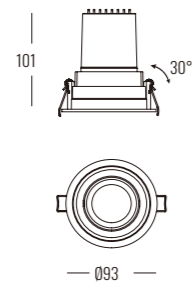
Colour Finish: C (WW-White / White BB-Black / Black)




Controller: On / Off, Dimmable, Dali

DIMENSION unit:mm

DL-5224A-15



DL-5224-15



FANO series

TRIMLESS (FIXED/ADJUSTABLE) DOWNLIGHT



Light Source	Power	Voltage	CCT	Beam Angle	Code
COB LED	15W	AC220-240V	3000K	15°	DL-5223A-15-3015-P-C
				25°	DL-5223A-15-3025-P-C
				38°	DL-5223A-15-3038-P-C
COB LED	15W	AC220-240V	4000K	15°	DL-5223A-15-4015-P-C
				25°	DL-5223A-15-4025-P-C
				38°	DL-5223A-15-4038-P-C
COB LED	15W	AC220-240V	5000K	15°	DL-5223A-15-5015-P-C
				25°	DL-5223A-15-5025-P-C
				38°	DL-5223A-15-5038-P-C
COB LED	15W	AC220-240V	3000K	15°	DL-5223-15-3015-P-C
				25°	DL-5223-15-3025-P-C
				38°	DL-5223-15-3038-P-C
COB LED	15W	AC220-240V	4000K	15°	DL-5223-15-4015-P-C
				25°	DL-5223-15-4025-P-C
				38°	DL-5223-15-4038-P-C
COB LED	15W	AC220-240V	5000K	15°	DL-5223-15-5015-P-C
				25°	DL-5223-15-5025-P-C
				38°	DL-5223-15-5038-P-C

Power Supply: P (1-On / Off 2-Phase Dim 3-DALI Dim 4-1-10V Dim)

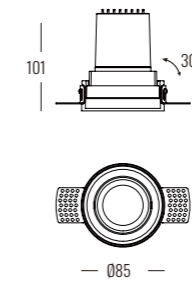
Colour Finish: C (WW-White / White BB-Black / Black)



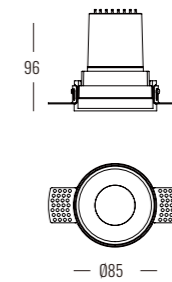
Controller: On / Off, Dimmable, Dali


DIMENSION unit:mm

DL-5223A-15



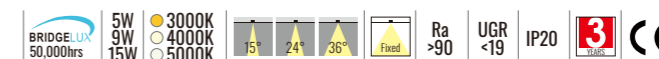
DL-5223-15





PICCO series

RECESSED FIXED DOWNLIGHT



Light Source	Power	Voltage	CCT	Beam Angle	Code
COB LED	5W	AC220-240V	3000K	15°	DL-1012-05-3015-P-C
				24°	DL-1012-05-3024-P-C
				36°	DL-1012-05-3036-P-C
COB LED	5W	AC220-240V	4000K	15°	DL-1012-05-4015-P-C
				24°	DL-1012-05-4024-P-C
				36°	DL-1012-05-4036-P-C
COB LED	5W	AC220-240V	5000K	15°	DL-1012-05-5015-P-C
				24°	DL-1012-05-5024-P-C
				36°	DL-1012-05-5036-P-C
COB LED	9W	AC220-240V	3000K	15°	DL-1013-09-3015-P-C
				24°	DL-1013-09-3024-P-C
				36°	DL-1013-09-3036-P-C
COB LED	9W	AC220-240V	4000K	15°	DL-1013-09-4015-P-C
				24°	DL-1013-09-4024-P-C
				36°	DL-1013-09-4036-P-C
COB LED	9W	AC220-240V	5000K	15°	DL-1013-09-5015-P-C
				24°	DL-1013-09-5024-P-C
				36°	DL-1013-09-5036-P-C
COB LED	15W	AC220-240V	3000K	15°	DL-1014-15-3015-P-C
				24°	DL-1014-15-3024-P-C
				36°	DL-1014-15-3036-P-C
COB LED	15W	AC220-240V	4000K	15°	DL-1014-15-4015-P-C
				24°	DL-1014-15-4024-P-C
				36°	DL-1014-15-4036-P-C
COB LED	15W	AC220-240V	5000K	15°	DL-1014-15-5015-P-C
				24°	DL-1014-15-5024-P-C
				36°	DL-1014-15-5036-P-C

Power Supply: P (1-On / Off 2-Phase Dim 3-DALI Dim 4-1-10V Dim)

Colour Finish: C (WW-White / White BB-Black / Black)

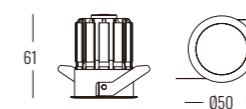


White Reflector Black Reflector

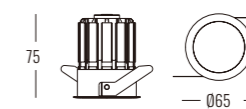
Controller: On / Off, Dimmable, Dali

DIMENSION
unit:mm




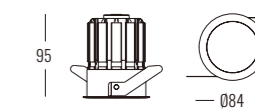
DL-1012-05



DL-1013-09



DL-1014-15



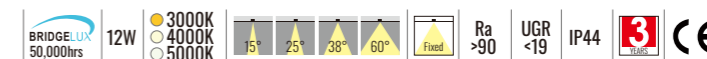
PICCO series

PRODUCT INTRODUCTION

COB lighting source + high-quality optical lens, softens light ; aluminum radiator,extend life.
Lamps trimless installation, better integration of the structure of the room, to retain the original decoration style

BRAVO series

RECESSED FIXED DOWNLIGHT



Light Source	Power	Voltage	CCT	Beam Angle	Code
COB LED	12W	AC220-240V	3000K	15°	DL-1200-12-3015-P-C
				25°	DL-1200-12-3025-P-C
				38°	DL-1200-12-3038-P-C
				60°	DL-1200-12-3060-P-C
COB LED	12W	AC220-240V	4000K	15°	DL-1200-12-4015-P-C
				25°	DL-1200-12-4025-P-C
				38°	DL-1200-12-4038-P-C
				60°	DL-1200-12-4060-P-C
COB LED	12W	AC220-240V	5000K	15°	DL-1200-12-5015-P-C
				25°	DL-1200-12-5025-P-C
				38°	DL-1200-12-5038-P-C
				60°	DL-1200-12-5060-P-C

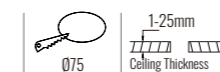
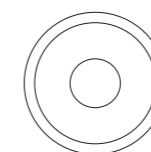
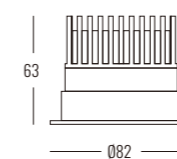
Power Supply: **P** (1-On / Off 2-Phase Dim 3-DALI Dim 4-1-10V Dim)

Colour Finish: **C** (WW-White / White BB-Black / Black)



Controller: On / Off, Dimmable, Dali

DIMENSION
unit:mm



BRAVO series

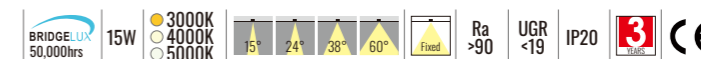


PRODUCT INTRODUCTION

The spirit of minimalist modern-architecture and the will of the finest integration of light in interior design: are faithfully represented. It's reduced dimensions and its tactful presence conform the essence of this piece, enshrining in its small size, a technical vanguard of the latest generation.

BRAVO series

RECESSED FIXED DOWNLIGHT



Light Source	Power	Voltage	CCT	Beam Angle	Code
COB LED	15W	AC220-240V	3000K	15°	DL-1025-15-3015-P-C
				25°	DL-1025-15-3025-P-C
				38°	DL-1025-15-3038-P-C
				60°	DL-1025-15-3038-P-C
COB LED	15W	AC220-240V	4000K	15°	DL-1025-15-4015-P-C
				25°	DL-1025-15-4025-P-C
				38°	DL-1025-15-4038-P-C
				60°	DL-1025-15-4038-P-C
COB LED	15W	AC220-240V	5000K	15°	DL-1025-15-5015-P-C
				25°	DL-1025-15-5025-P-C
				38°	DL-1025-15-5038-P-C
				60°	DL-1025-15-5038-P-C

Power Supply: P (1-On / Off 2-Phase Dim 3-DALI Dim 4-1-10V Dim)



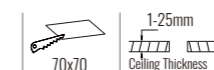
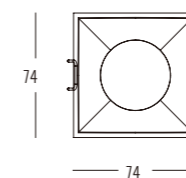
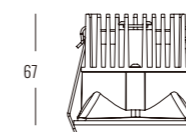
Colour Finish: C (WW-White / White BB-Black / Black)



White Reflector Black Reflector

Controller: On / Off, Dimmable, Dali

DIMENSION
unit:mm



BRAVO series

PRODUCT INTRODUCTION

The spirit of minimalist modern-architecture and the will of the finest integration of light in interior design; are faithfully represented. It's reduced dimensions and its tactful presence conform the essence of this piece, enshrining in its small size, a technical vanguard of the latest generation.

MOMO series

RECESSED FIXED DOWNLIGHT



BRIDGE LUX 50,000hrs | 6.5W 15W | 3000K 4000K 5000K | 15° 24° 36° | Fixed | Ra >90 | UGR <19 | IP20 | 3 | CE

Light Source	Power	Voltage	CCT	Beam Angle	Code
COB LED	6.5W	AC220-240V	3000K	15°	DL-10010-06-3015-P-C
				24°	DL-10010-06-3024-P-C
				36°	DL-10010-06-3036-P-C
COB LED	6.5W	AC220-240V	4000K	15°	DL-10010-06-4015-P-C
				24°	DL-10010-06-4024-P-C
				36°	DL-10010-06-4036-P-C
COB LED	6.5W	AC220-240V	5000K	15°	DL-10010-06-5015-P-C
				24°	DL-10010-06-5024-P-C
				36°	DL-10010-06-5036-P-C
COB LED	15W	AC220-240V	3000K	15°	DL-10023-15-3015-P-C
				24°	DL-10023-15-3024-P-C
				36°	DL-10023-15-3036-P-C
COB LED	15W	AC220-240V	4000K	15°	DL-10023-15-4015-P-C
				24°	DL-10023-15-4024-P-C
				36°	DL-10023-15-4036-P-C
COB LED	15W	AC220-240V	5000K	15°	DL-10023-15-5015-P-C
				24°	DL-10023-15-5024-P-C
				36°	DL-10023-15-5036-P-C

Power Supply: P (1-On / Off 2-Phase Dim 3-DALI Dim 4-1-10V Dim)

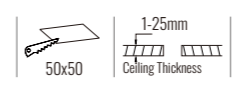
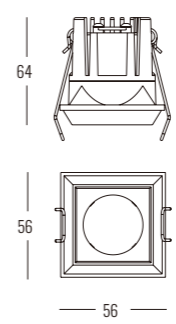
Colour Finish: C (WW-White / White BB-Black / Black)



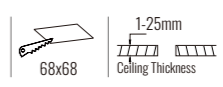
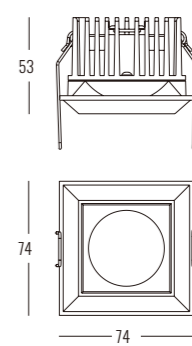
Controller: On / Off, Dimmable, Dali

DIMENSION
unit:mm

DL-10010-06



DL-10023-15



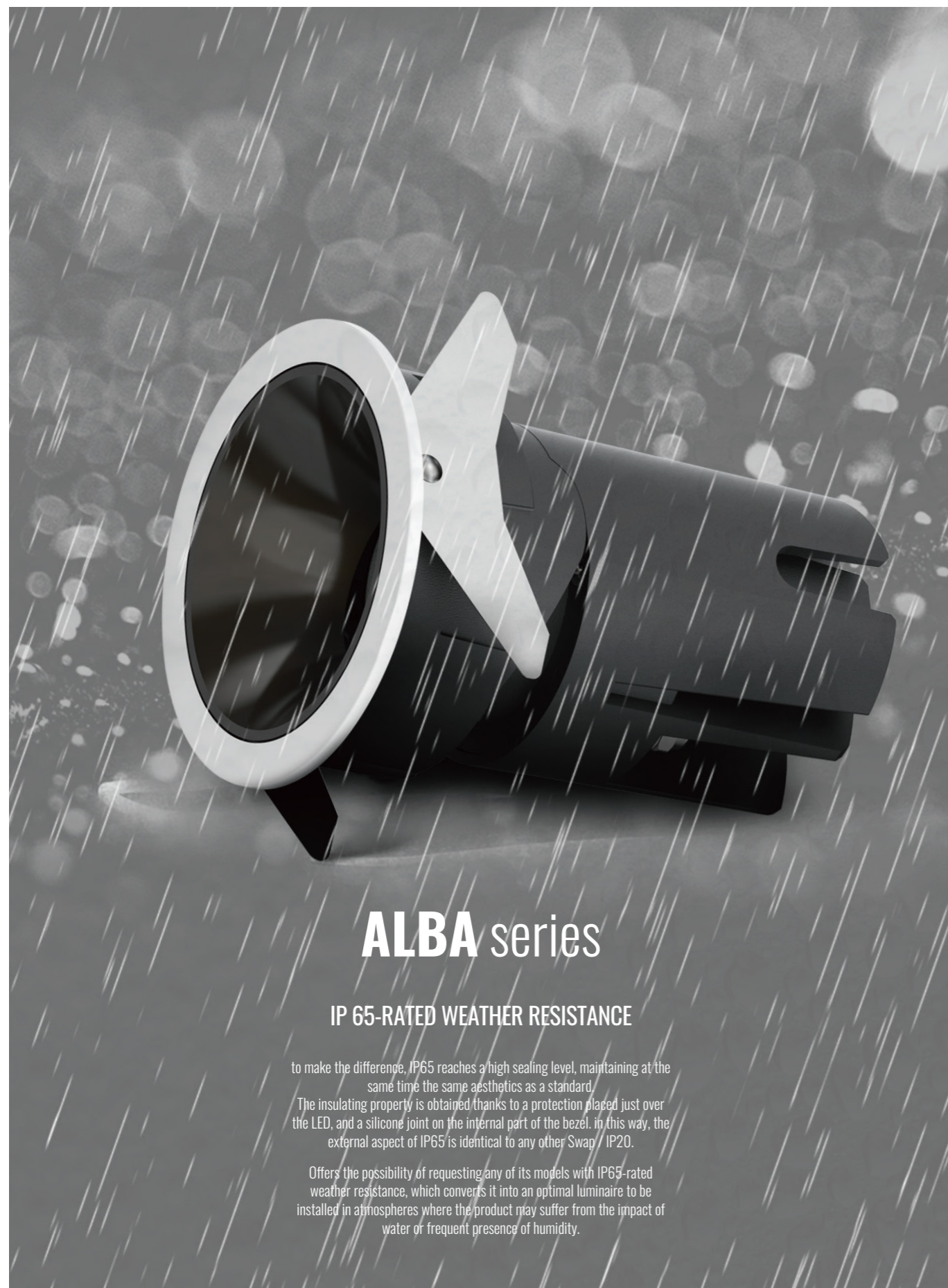
MOMO series

PRODUCT INTRODUCTION

The spirit of minimalist modern-architecture and the will of the finest integration of light in interior design; are faithfully represented. It's reduced dimensions and its tactful presence conform the essence of this piece, enshrining in its small size, a technical vanguard of the latest generation.

LOW GLARE DOWNLIGHT

LOW GLARE DOWNLIGHT



ALBA series


IP 65-RATED WEATHER RESISTANCE

to make the difference, IP65 reaches a high sealing level, maintaining at the same time the same aesthetics as a standard.
The insulating property is obtained thanks to a protection placed just over the LED, and a silicone joint on the internal part of the bezel. in this way, the external aspect of IP65 is identical to any other Swap / IP20.

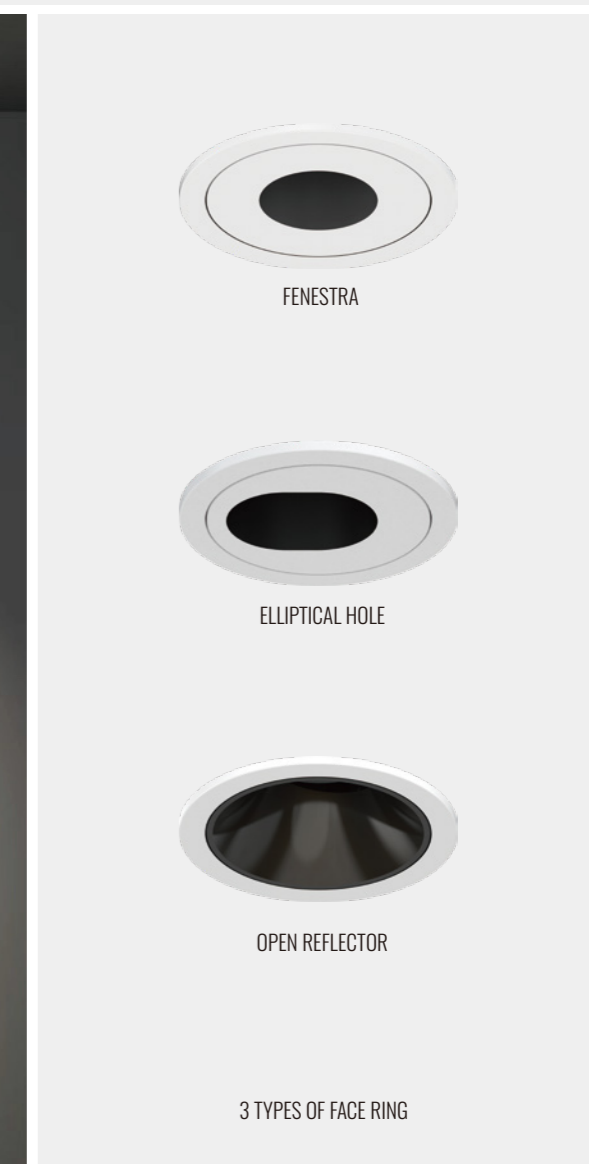
Offers the possibility of requesting any of its models with IP65-rated weather resistance, which converts it into an optimal luminaire to be installed in atmospheres where the product may suffer from the impact of water or frequent presence of humidity.



FIXED & ADJUSTABLE



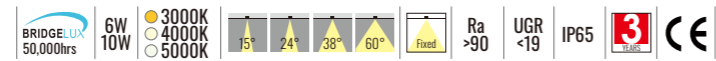
INSTALLATION SCHEME



3 TYPES OF FACE RING

ALBA series

RECESSED FIXED DOWNLIGHT



Light Source	Power	Voltage	CCT	Beam Angle	Code
COB LED	6W	AC220-240V	3000K	15°	DL-1203-06-3015-P-C
				24°	DL-1203-06-3024-P-C
				38°	DL-1203-06-3038-P-C
				60°	DL-1203-06-3060-P-C
COB LED	6W	AC220-240V	4000K	15°	DL-1203-06-4015-P-C
				24°	DL-1203-06-4024-P-C
				38°	DL-1203-06-4038-P-C
				60°	DL-1203-06-4060-P-C
COB LED	6W	AC220-240V	5000K	15°	DL-1203-06-5015-P-C
				24°	DL-1203-06-5024-P-C
				38°	DL-1203-06-5038-P-C
				60°	DL-1203-06-5060-P-C
COB LED	10W	AC220-240V	3000K	15°	DL-1205-10-3015-P-C
				24°	DL-1205-10-3024-P-C
				38°	DL-1205-10-3038-P-C
				60°	DL-1205-10-3060-P-C
COB LED	10W	AC220-240V	4000K	15°	DL-1205-10-4015-P-C
				24°	DL-1205-10-4024-P-C
				38°	DL-1205-10-4038-P-C
				60°	DL-1205-10-4060-P-C
COB LED	10W	AC220-240V	5000K	15°	DL-1205-10-5015-P-C
				24°	DL-1205-10-5024-P-C
				38°	DL-1205-10-5038-P-C
				60°	DL-1205-10-5060-P-C

Power Supply: P (1-On / Off 2-Phase Dim 3-DALI Dim 4-1-10V Dim)

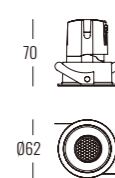
Colour Finish: C (WW-White / White BB-Black / Black WB-White / Black WD-White / Dark Light BW-Black / White
WS-White / Silver BS-Black / Silver BR-Black / Rose Gold BG-Black / Gold)



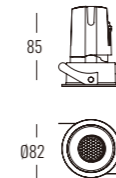
Controller: On / Off, Dimmable, Dali

DIMENSION unit:mm

DL-1203-06

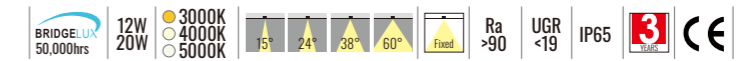


DL-1205-10



ALBA series

RECESSED FIXED DOWNLIGHT



Light Source	Power	Voltage	CCT	Beam Angle	Code
COB LED	12W	AC220-240V	3000K	15°	DL-1207-12-3015-P-C
				24°	DL-1207-12-3024-P-C
				38°	DL-1207-12-3038-P-C
				60°	DL-1207-12-3060-P-C
COB LED	12W	AC220-240V	4000K	15°	DL-1207-12-4015-P-C
				24°	DL-1207-12-4024-P-C
				38°	DL-1207-12-4038-P-C
				60°	DL-1207-12-4060-P-C
COB LED	12W	AC220-240V	5000K	15°	DL-1207-12-5015-P-C
				24°	DL-1207-12-5024-P-C
				38°	DL-1207-12-5038-P-C
				60°	DL-1207-12-5060-P-C
COB LED	20W	AC220-240V	3000K	15°	DL-1209-20-3015-P-C
				24°	DL-1209-20-3024-P-C
				38°	DL-1209-20-3038-P-C
				60°	DL-1209-20-3060-P-C
COB LED	20W	AC220-240V	4000K	15°	DL-1209-20-4015-P-C
				24°	DL-1209-20-4024-P-C
				38°	DL-1209-20-4038-P-C
				60°	DL-1209-20-4060-P-C
COB LED	20W	AC220-240V	5000K	15°	DL-1209-20-5015-P-C
				24°	DL-1209-20-5024-P-C
				38°	DL-1209-20-5038-P-C
				60°	DL-1209-20-5060-P-C

Power Supply: P (1-On / Off 2-Phase Dim 3-DALI Dim 4-1-10V Dim)


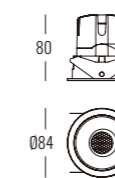
Colour Finish: C (WW-White / White BB-Black / Black WB-White / Black WD-White / Dark Light BW-Black / White
WS-White / Silver BS-Black / Silver BR-Black / Rose Gold BG-Black / Gold)



Controller: On / Off, Dimmable, Dali

DIMENSION unit:mm

DL-1207-12



DL-1209-20



ALBA series

RECESSED ADJUSTABLE DOWNLIGHT



BRIDGE LUX 50,000hrs | 6W 10W | 3000K 4000K 5000K | 15° 24° 38° 60° | Ra >90 | UGR <19 | IP65 | 3 | CE

Light Source	Power	Voltage	CCT	Beam Angle	Code
COB LED	6W	AC220-240V	3000K	15°	DL-1204-06-3015-P-C
				24°	DL-1204-06-3024-P-C
				38°	DL-1204-06-3038-P-C
				60°	DL-1204-06-3060-P-C
COB LED	6W	AC220-240V	4000K	15°	DL-1204-06-4015-P-C
				24°	DL-1204-06-4024-P-C
				38°	DL-1204-06-4038-P-C
				60°	DL-1204-06-4060-P-C
COB LED	6W	AC220-240V	5000K	15°	DL-1204-06-5015-P-C
				24°	DL-1204-06-5024-P-C
				38°	DL-1204-06-5038-P-C
				60°	DL-1204-06-5060-P-C
COB LED	10W	AC220-240V	3000K	15°	DL-1206-10-3015-P-C
				24°	DL-1206-10-3024-P-C
				38°	DL-1206-10-3038-P-C
				60°	DL-1206-10-3060-P-C
COB LED	10W	AC220-240V	4000K	15°	DL-1206-10-4015-P-C
				24°	DL-1206-10-4024-P-C
				38°	DL-1206-10-4038-P-C
				60°	DL-1206-10-4060-P-C
COB LED	10W	AC220-240V	5000K	15°	DL-1206-10-5015-P-C
				24°	DL-1206-10-5024-P-C
				38°	DL-1206-10-5038-P-C
				60°	DL-1206-10-5060-P-C

Power Supply: P (1-On / Off 2-Phase Dim 3-DALI Dim 4-1-10V Dim)

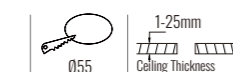
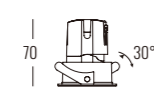
Colour Finish: C (WW-White / White BB-Black / Black WB-White / Black WD-White / Dark Light BW-Black / White WS-White / Silver BS-Black / Silver BR-Black / Rose Gold BG-Black / Gold)



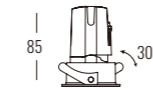
Controller: On / Off, Dimmable, Dali

DIMENSION unit:mm

DL-1204-06



DL-1206-10



ALBA series

RECESSED ADJUSTABLE DOWNLIGHT



BRIDGE LUX 50,000hrs | 12W 20W | 3000K 4000K 5000K | 15° 24° 38° 60° | Ra >90 | UGR <19 | IP65 | 3 | CE

Light Source	Power	Voltage	CCT	Beam Angle	Code
COB LED	12W	AC220-240V	3000K	15°	DL-1208-12-3015-P-C
				24°	DL-1208-12-3024-P-C
				38°	DL-1208-12-3038-P-C
				60°	DL-1208-12-3060-P-C
COB LED	12W	AC220-240V	4000K	15°	DL-1208-12-4015-P-C
				24°	DL-1208-12-4024-P-C
				38°	DL-1208-12-4038-P-C
				60°	DL-1208-12-4060-P-C
COB LED	12W	AC220-240V	5000K	15°	DL-1208-12-5015-P-C
				24°	DL-1208-12-5024-P-C
				38°	DL-1208-12-5038-P-C
				60°	DL-1208-12-5060-P-C
COB LED	20W	AC220-240V	3000K	15°	DL-1210-20-3015-P-C
				24°	DL-1210-20-3024-P-C
				38°	DL-1210-20-3038-P-C
				60°	DL-1210-20-3060-P-C
COB LED	20W	AC220-240V	4000K	15°	DL-1210-20-4015-P-C
				24°	DL-1210-20-4024-P-C
				38°	DL-1210-20-4038-P-C
				60°	DL-1210-20-4060-P-C
COB LED	20W	AC220-240V	5000K	15°	DL-1210-20-5015-P-C
				24°	DL-1210-20-5024-P-C
				38°	DL-1210-20-5038-P-C
				60°	DL-1210-20-5060-P-C

Power Supply: P (1-On / Off 2-Phase Dim 3-DALI Dim 4-1-10V Dim)


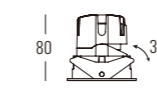
Colour Finish: C (WW-White / White BB-Black / Black WB-White / Black WD-White / Dark Light BW-Black / White WS-White / Silver BS-Black / Silver BR-Black / Rose Gold BG-Black / Gold)



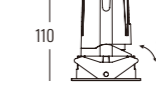
Controller: On / Off, Dimmable, Dali

DIMENSION unit:mm

DL-1208-12

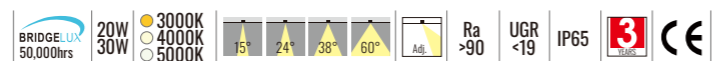


DL-1210-20



ALBA series

RECESSED ADJUSTABLE DOWNLIGHT



Light Source	Power	Voltage	CCT	Beam Angle	Code
COB LED	20W	AC220-240V	3000K	15°	DL-WGIP65-20-3015-P-C
				24°	DL-WGIP65-20-3024-P-C
				38°	DL-WGIP65-20-3038-P-C
				60°	DL-WGIP65-20-3060-P-C
COB LED	20W	AC220-240V	4000K	15°	DL-WGIP65-20-4015-P-C
				24°	DL-WGIP65-20-4024-P-C
				38°	DL-WGIP65-20-4038-P-C
				60°	DL-WGIP65-20-4060-P-C
COB LED	20W	AC220-240V	5000K	15°	DL-WGIP65-20-5015-P-C
				24°	DL-WGIP65-20-5024-P-C
				38°	DL-WGIP65-20-5038-P-C
				60°	DL-WGIP65-20-5060-P-C
COB LED	30W	AC220-240V	3000K	15°	DL-WGIP65-30-3015-P-C
				24°	DL-WGIP65-30-3024-P-C
				38°	DL-WGIP65-30-3038-P-C
				60°	DL-WGIP65-30-3060-P-C
COB LED	30W	AC220-240V	4000K	15°	DL-WGIP65-30-4015-P-C
				24°	DL-WGIP65-30-4024-P-C
				38°	DL-WGIP65-30-4038-P-C
				60°	DL-WGIP65-30-4060-P-C
COB LED	30W	AC220-240V	5000K	15°	DL-WGIP65-30-5015-P-C
				24°	DL-WGIP65-30-5024-P-C
				38°	DL-WGIP65-30-5038-P-C
				60°	DL-WGIP65-30-5060-P-C

Power Supply: P (1-On / Off 2-Phase Dim 3-DALI Dim 4-1-10V Dim)

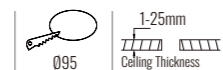
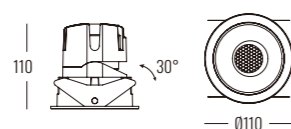
Colour Finish: C (WW-White / White BB-Black / Black WB-White / Black WD-White / Dark Light BW-Black / White
WS-White / Silver BS-Black / Silver BR-Black / Rose Gold BG-Black / Gold)



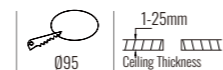
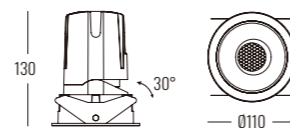
Controller: On / Off, Dimmable, Dali

DIMENSION unit:mm

DL-WGIP65-20



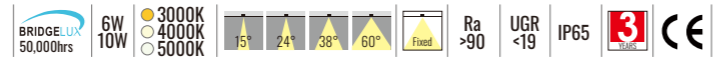
DL-WGIP65-30



IP65 DOWNLIGHT

GINA series

TRIMLESS FIXED DOWNLIGHT



Light Source	Power	Voltage	CCT	Beam Angle	Code
COB LED	6W	AC220-240V	3000K	15°	DL-1203A-06-3015-P-C
				24°	DL-1203A-06-3024-P-C
				38°	DL-1203A-06-3038-P-C
				60°	DL-1203A-06-3060-P-C
COB LED	6W	AC220-240V	4000K	15°	DL-1203A-06-4015-P-C
				24°	DL-1203A-06-4024-P-C
				38°	DL-1203A-06-4038-P-C
				60°	DL-1203A-06-4060-P-C
COB LED	6W	AC220-240V	5000K	15°	DL-1203A-06-5015-P-C
				24°	DL-1203A-06-5024-P-C
				38°	DL-1203A-06-5038-P-C
				60°	DL-1203A-06-5060-P-C
COB LED	10W	AC220-240V	3000K	15°	DL-1205A-10-3015-P-C
				24°	DL-1205A-10-3024-P-C
				38°	DL-1205A-10-3038-P-C
				60°	DL-1205A-10-3060-P-C
COB LED	10W	AC220-240V	4000K	15°	DL-1205A-10-4015-P-C
				24°	DL-1205A-10-4024-P-C
				38°	DL-1205A-10-4038-P-C
				60°	DL-1205A-10-4060-P-C
COB LED	10W	AC220-240V	5000K	15°	DL-1205A-10-5015-P-C
				24°	DL-1205A-10-5024-P-C
				38°	DL-1205A-10-5038-P-C
				60°	DL-1205A-10-5060-P-C

Power Supply: P (1-On / Off 2-Phase Dim 3-DALI Dim 4-1-10V Dim)

Colour Finish: C (WW-White / White BB-Black / Black WB-White / Black WD-White / Dark Light BW-Black / White WS-White / Silver BS-Black / Silver BR-Black / Rose Gold BG-Black / Gold)

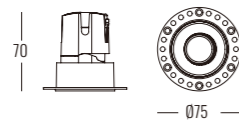


Controller: On / Off, Dimmable, Dali

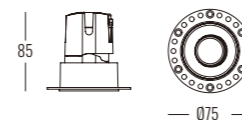
DIMENSION

unit:mm

DL-1203A-06

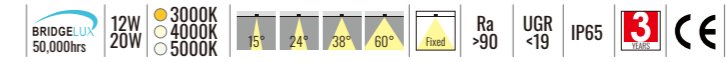


DL-1205A-10



GINA series

TRIMLESS FIXED DOWNLIGHT



Light Source	Power	Voltage	CCT	Beam Angle	Code
COB LED	12W	AC220-240V	3000K	15°	DL-1207A-12-3015-P-C
				24°	DL-1207A-12-3024-P-C
				38°	DL-1207A-12-3038-P-C
				60°	DL-1207A-12-3060-P-C
COB LED	12W	AC220-240V	4000K	15°	DL-1207A-12-4015-P-C
				24°	DL-1207A-12-4024-P-C
				38°	DL-1207A-12-4038-P-C
				60°	DL-1207A-12-4060-P-C
COB LED	12W	AC220-240V	5000K	15°	DL-1207A-12-5015-P-C
				24°	DL-1207A-12-5024-P-C
				38°	DL-1207A-12-5038-P-C
				60°	DL-1207A-12-5060-P-C
COB LED	20W	AC220-240V	3000K	15°	DL-1209A-20-3015-P-C
				24°	DL-1209A-20-3024-P-C
				38°	DL-1209A-20-3038-P-C
				60°	DL-1209A-20-3060-P-C
COB LED	20W	AC220-240V	4000K	15°	DL-1209A-20-4015-P-C
				24°	DL-1209A-20-4024-P-C
				38°	DL-1209A-20-4038-P-C
				60°	DL-1209A-20-4060-P-C
COB LED	20W	AC220-240V	5000K	15°	DL-1209A-20-5015-P-C
				24°	DL-1209A-20-5024-P-C
				38°	DL-1209A-20-5038-P-C
				60°	DL-1209A-20-5060-P-C

Power Supply: P (1-On / Off 2-Phase Dim 3-DALI Dim 4-1-10V Dim)

Colour Finish: C (WW-White / White BB-Black / Black WB-White / Black WD-White / Dark Light BW-Black / White WS-White / Silver BS-Black / Silver BR-Black / Rose Gold BG-Black / Gold)

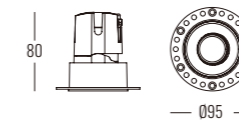


Controller: On / Off, Dimmable, Dali

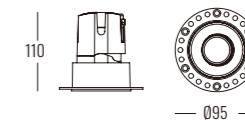
DIMENSION

unit:mm

DL-1207A-12



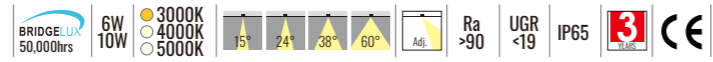
DL-1209A-20



IP65 DOWNLIGHT

GINA series

TRIMLESS ADJUSTABLE DOWNLIGHT



Light Source	Power	Voltage	CCT	Beam Angle	Code
COB LED	6W	AC220-240V	3000K	15°	DL-1204A-06-3015-P-C
				24°	DL-1204A-06-3024-P-C
				38°	DL-1204A-06-3038-P-C
				60°	DL-1204A-06-3060-P-C
COB LED	6W	AC220-240V	4000K	15°	DL-1204A-06-4015-P-C
				24°	DL-1204A-06-4024-P-C
				38°	DL-1204A-06-4038-P-C
				60°	DL-1204A-06-4060-P-C
COB LED	6W	AC220-240V	5000K	15°	DL-1204A-06-5015-P-C
				24°	DL-1204A-06-5024-P-C
				38°	DL-1204A-06-5038-P-C
				60°	DL-1204A-06-5060-P-C
COB LED	10W	AC220-240V	3000K	15°	DL-1206A-10-3015-P-C
				24°	DL-1206A-10-3024-P-C
				38°	DL-1206A-10-3038-P-C
				60°	DL-1206A-10-3060-P-C
COB LED	10W	AC220-240V	4000K	15°	DL-1206A-10-4015-P-C
				24°	DL-1206A-10-4024-P-C
				38°	DL-1206A-10-4038-P-C
				60°	DL-1206A-10-4060-P-C
COB LED	10W	AC220-240V	5000K	15°	DL-1206A-10-5015-P-C
				24°	DL-1206A-10-5024-P-C
				38°	DL-1206A-10-5038-P-C
				60°	DL-1206A-10-5060-P-C

Power Supply: P (1-On / Off 2-Phase Dim 3-DALI Dim 4-1-10V Dim)

Colour Finish: C (WW-White / White BB-Black / Black WB-White / Black WD-White / Dark Light BW-Black / White
WS-White / Silver BS-Black / Silver BR-Black / Rose Gold BG-Black / Gold)

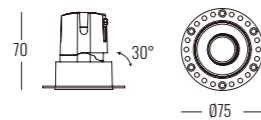


Controller: On / Off, Dimmable, Dali

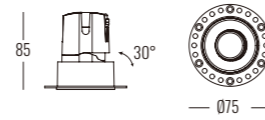
DIMENSION

unit:mm

DL-1204A-06

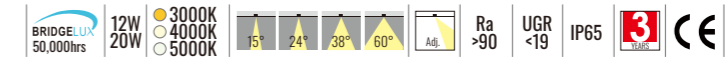


DL-1206A-10



GINA series

TRIMLESS ADJUSTABLE DOWNLIGHT



Light Source	Power	Voltage	CCT	Beam Angle	Code
COB LED	12W	AC220-240V	3000K	15°	DL-1208A-12-3015-P-C
				24°	DL-1208A-12-3024-P-C
				38°	DL-1208A-12-3038-P-C
				60°	DL-1208A-12-3060-P-C
COB LED	12W	AC220-240V	4000K	15°	DL-1208A-12-4015-P-C
				24°	DL-1208A-12-4024-P-C
				38°	DL-1208A-12-4038-P-C
				60°	DL-1208A-12-4060-P-C
COB LED	12W	AC220-240V	5000K	15°	DL-1208A-12-5015-P-C
				24°	DL-1208A-12-5024-P-C
				38°	DL-1208A-12-5038-P-C
				60°	DL-1208A-12-5060-P-C
COB LED	20W	AC220-240V	3000K	15°	DL-1210A-20-3015-P-C
				24°	DL-1210A-20-3024-P-C
				38°	DL-1210A-20-3038-P-C
				60°	DL-1210A-20-3060-P-C
COB LED	20W	AC220-240V	4000K	15°	DL-1210A-20-4015-P-C
				24°	DL-1210A-20-4024-P-C
				38°	DL-1210A-20-4038-P-C
				60°	DL-1210A-20-4060-P-C
COB LED	20W	AC220-240V	5000K	15°	DL-1210A-20-5015-P-C
				24°	DL-1210A-20-5024-P-C
				38°	DL-1210A-20-5038-P-C
				60°	DL-1210A-20-5060-P-C

Power Supply: P (1-On / Off 2-Phase Dim 3-DALI Dim 4-1-10V Dim)

Colour Finish: C (WW-White / White BB-Black / Black WB-White / Black WD-White / Dark Light BW-Black / White
WS-White / Silver BS-Black / Silver BR-Black / Rose Gold BG-Black / Gold)

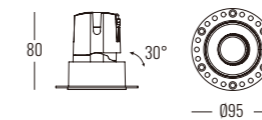


Controller: On / Off, Dimmable, Dali

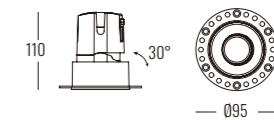
DIMENSION

unit:mm

DL-1208A-12

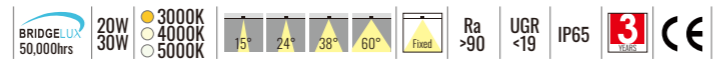


DL-1210A-20



GINA series

TRIMLESS FIXED DOWNLIGHT



Light Source	Power	Voltage	CCT	Beam Angle	Code
COB LED	20W	AC220-240V	3000K	15°	DL-WGIP65A-20-3015-P-C
				24°	DL-WGIP65A-20-3024-P-C
				38°	DL-WGIP65A-20-3038-P-C
				60°	DL-WGIP65A-20-3060-P-C
COB LED	20W	AC220-240V	4000K	15°	DL-WGIP65A-20-4015-P-C
				24°	DL-WGIP65A-20-4024-P-C
				38°	DL-WGIP65A-20-4038-P-C
				60°	DL-WGIP65A-20-4060-P-C
COB LED	20W	AC220-240V	5000K	15°	DL-WGIP65A-20-5015-P-C
				24°	DL-WGIP65A-20-5024-P-C
				38°	DL-WGIP65A-20-5038-P-C
				60°	DL-WGIP65A-20-5060-P-C
COB LED	30W	AC220-240V	3000K	15°	DL-WGIP65A-30-3015-P-C
				24°	DL-WGIP65A-30-3024-P-C
				38°	DL-WGIP65A-30-3038-P-C
				60°	DL-WGIP65A-30-3060-P-C
COB LED	30W	AC220-240V	4000K	15°	DL-WGIP65A-30-4015-P-C
				24°	DL-WGIP65A-30-4024-P-C
				38°	DL-WGIP65A-30-4038-P-C
				60°	DL-WGIP65A-30-4060-P-C
COB LED	30W	AC220-240V	5000K	15°	DL-WGIP65A-30-5015-P-C
				24°	DL-WGIP65A-30-5024-P-C
				38°	DL-WGIP65A-30-5038-P-C
				60°	DL-WGIP65A-30-5060-P-C

Power Supply: P (1-On / Off 2-Phase Dim 3-DALI Dim 4-1-10V Dim)

Colour Finish: C (WW-White / White BB-Black / Black WB-White / Black WD-White / Dark Light BW-Black / White WS-White / Silver BS-Black / Silver BR-Black / Rose Gold BG-Black / Gold)

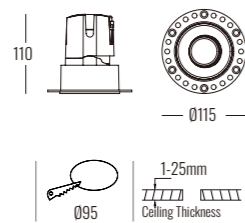


Controller: On / Off, Dimmable, Dali

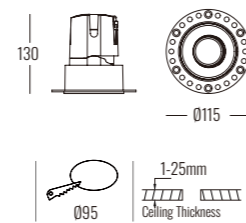
DIMENSION

unit:mm

DL-WGIP65A-20

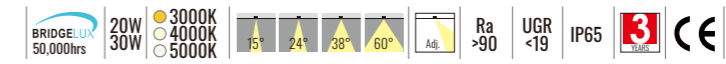


DL-WGIP65A-30



GINA series

TRIMLESS ADJUSTABLE DOWNLIGHT



Light Source	Power	Voltage	CCT	Beam Angle	Code
COB LED	20W	AC220-240V	3000K	15°	DL-WGIP65AA-20-3015-P-C
				24°	DL-WGIP65AA-20-3024-P-C
				38°	DL-WGIP65AA-20-3038-P-C
				60°	DL-WGIP65AA-20-3060-P-C
COB LED	20W	AC220-240V	4000K	15°	DL-WGIP65AA-20-4015-P-C
				24°	DL-WGIP65AA-20-4024-P-C
				38°	DL-WGIP65AA-20-4038-P-C
				60°	DL-WGIP65AA-20-4060-P-C
COB LED	20W	AC220-240V	5000K	15°	DL-WGIP65AA-20-5015-P-C
				24°	DL-WGIP65AA-20-5024-P-C
				38°	DL-WGIP65AA-20-5038-P-C
				60°	DL-WGIP65AA-20-5060-P-C
COB LED	30W	AC220-240V	3000K	15°	DL-WGIP65AA-30-3015-P-C
				24°	DL-WGIP65AA-30-3024-P-C
				38°	DL-WGIP65AA-30-3038-P-C
				60°	DL-WGIP65AA-30-3060-P-C
COB LED	30W	AC220-240V	4000K	15°	DL-WGIP65AA-30-4015-P-C
				24°	DL-WGIP65AA-30-4024-P-C
				38°	DL-WGIP65AA-30-4038-P-C
				60°	DL-WGIP65AA-30-4060-P-C
COB LED	30W	AC220-240V	5000K	15°	DL-WGIP65AA-30-5015-P-C
				24°	DL-WGIP65AA-30-5024-P-C
				38°	DL-WGIP65AA-30-5038-P-C
				60°	DL-WGIP65AA-30-5060-P-C

Power Supply: P (1-On / Off 2-Phase Dim 3-DALI Dim 4-1-10V Dim)

Colour Finish: C (WW-White / White BB-Black / Black WB-White / Black WD-White / Dark Light BW-Black / White WS-White / Silver BS-Black / Silver BR-Black / Rose Gold BG-Black / Gold)

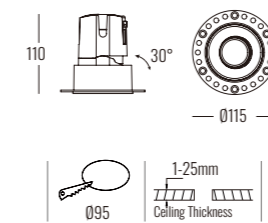


Controller: On / Off, Dimmable, Dali

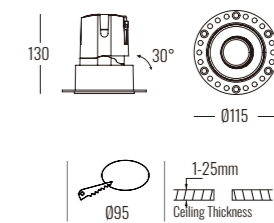
DIMENSION

unit:mm

DL-WGIP65AA-20

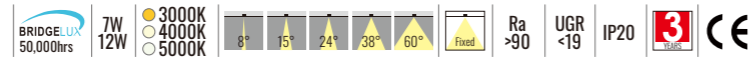


DL-WGIP65AA-30



GINA series

RECESSED FIXED DOWNLIGHT



Light Source	Power	Voltage	CCT	Beam Angle	Code
COB LED	7W	AC220-240V	3000K	15°	DL-1105-07-3015-P-C
				24°	DL-1105-07-3024-P-C
				38°	DL-1105-07-3038-P-C
				60°	DL-1105-07-3060-P-C
				COB LED	7W
				24°	DL-1105-07-4024-P-C
				38°	DL-1105-07-4038-P-C
				60°	DL-1105-07-4060-P-C
COB LED	7W	AC220-240V	5000K	15°	DL-1105-07-5015-P-C
				24°	DL-1105-07-5024-P-C
				38°	DL-1105-07-5038-P-C
				60°	DL-1105-07-5060-P-C
				COB LED	12W
15°	DL-1107-12-3015-P-C				
24°	DL-1107-12-3024-P-C				
38°	DL-1107-12-3038-P-C				
60°	DL-1107-12-3060-P-C				
COB LED	12W	AC220-240V	4000K	8°	DL-1107-12-4008-P-C
				15°	DL-1107-12-4015-P-C
				24°	DL-1107-12-4024-P-C
				38°	DL-1107-12-4038-P-C
				60°	DL-1107-12-4060-P-C
COB LED	12W	AC220-240V	5000K	8°	DL-1107-12-5008-P-C
				15°	DL-1107-12-5015-P-C
				24°	DL-1107-12-5024-P-C
				38°	DL-1107-12-5038-P-C
				60°	DL-1107-12-5060-P-C

Power Supply: P (1-On / Off 2-Phase Dim 3-DALI Dim 4-1-10V Dim)

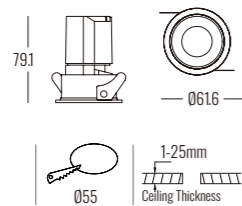
Colour Finish: C (WW-White / White BB-Black / Black WB-White / Black WD-White / Dark Light BW-Black / White WS-White / Silver BS-Black / Silver BR-Black / Rose Gold BG-Black / Gold)



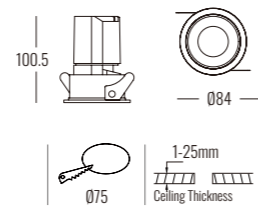
Controller: On / Off, Dimmable, Dali

DIMENSION unit:mm

DL-1105-07

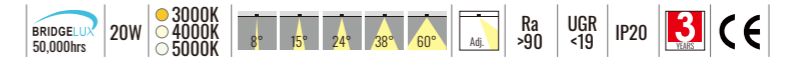


DL-1107-12



GINA series

RECESSED ADJUSTABLE DOWNLIGHT



Light Source	Power	Voltage	CCT	Beam Angle	Code
COB LED	20W	AC220-240V	3000K	8°	DL-WG02-20-3008-P-C
				15°	DL-WG02-20-3015-P-C
				24°	DL-WG02-20-3024-P-C
				38°	DL-WG02-20-3038-P-C
				60°	DL-WG02-20-3060-P-C
COB LED	20W	AC220-240V	4000K	8°	DL-WG02-20-4008-P-C
				15°	DL-WG02-20-4015-P-C
				24°	DL-WG02-20-4024-P-C
				38°	DL-WG02-20-4038-P-C
				60°	DL-WG02-20-4060-P-C
COB LED	20W	AC220-240V	5000K	8°	DL-WG02-20-5008-P-C
				15°	DL-WG02-20-5015-P-C
				24°	DL-WG02-20-5024-P-C
				38°	DL-WG02-20-5038-P-C
				60°	DL-WG02-20-5060-P-C

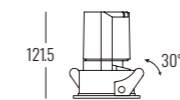
Power Supply: P (1-On / Off 2-Phase Dim 3-DALI Dim 4-1-10V Dim)

Colour Finish: C (WW-White / White BB-Black / Black WB-White / Black WD-White / Dark Light BW-Black / White WS-White / Silver BS-Black / Silver BR-Black / Rose Gold BG-Black / Gold)



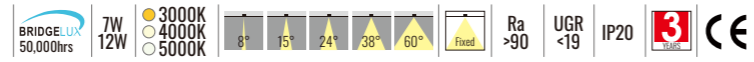
Controller: On / Off, Dimmable, Dali

DIMENSION unit:mm



GINA series

TRIMLESS FIXED DOWNLIGHT



Light Source	Power	Voltage	CCT	Beam Angle	Code
COB LED	7W	AC220-240V	3000K	15°	DL-1106-07-3015-P-C
				24°	DL-1106-07-3024-P-C
				38°	DL-1106-07-3038-P-C
				60°	DL-1106-07-3060-P-C
COB LED	7W	AC220-240V	4000K	15°	DL-1106-07-4015-P-C
				24°	DL-1106-07-4024-P-C
				38°	DL-1106-07-4038-P-C
				60°	DL-1106-07-4060-P-C
COB LED	7W	AC220-240V	5000K	15°	DL-1106-07-5015-P-C
				24°	DL-1106-07-5024-P-C
				38°	DL-1106-07-5038-P-C
				60°	DL-1106-07-5060-P-C
COB LED	12W	AC220-240V	3000K	8°	DL-1108-12-3008-P-C
				15°	DL-1108-12-3015-P-C
				24°	DL-1108-12-3024-P-C
				38°	DL-1108-12-3038-P-C
				60°	DL-1108-12-3060-P-C
COB LED	12W	AC220-240V	4000K	8°	DL-1108-12-4008-P-C
				15°	DL-1108-12-4015-P-C
				24°	DL-1108-12-4024-P-C
				38°	DL-1108-12-4038-P-C
				60°	DL-1108-12-4060-P-C
COB LED	12W	AC220-240V	5000K	8°	DL-1108-12-5008-P-C
				15°	DL-1108-12-5015-P-C
				24°	DL-1108-12-5024-P-C
				38°	DL-1108-12-5038-P-C
				60°	DL-1108-12-5060-P-C

Power Supply: P (1-On / Off 2-Phase Dim 3-DALI Dim 4-1-10V Dim)

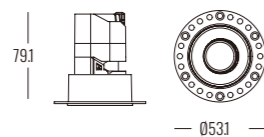
Colour Finish: C (WW-White / White BB-Black / Black WB-White / Black WD-White / Dark Light BW-Black / White
WS-White / Silver BS-Black / Silver BR-Black / Rose Gold BG-Black / Gold)



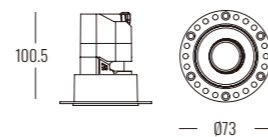
Controller: On / Off, Dimmable, Dali

DIMENSION unit:mm

DL-1106-07

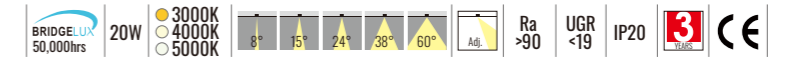


DL-1108-12



GINA series

TRIMLESS ADJUSTABLE DOWNLIGHT



Light Source	Power	Voltage	CCT	Beam Angle	Code
COB LED	20W	AC220-240V	3000K	8°	DL-WG-20-3008-P-C
				15°	DL-WG-20-3015-P-C
				24°	DL-WG-20-3024-P-C
				38°	DL-WG-20-3038-P-C
				60°	DL-WG-20-3060-P-C
COB LED	20W	AC220-240V	4000K	8°	DL-WG-20-4008-P-C
				15°	DL-WG-20-4015-P-C
				24°	DL-WG-20-4024-P-C
				38°	DL-WG-20-4038-P-C
				60°	DL-WG-20-4060-P-C
COB LED	20W	AC220-240V	5000K	8°	DL-WG-20-5008-P-C
				15°	DL-WG-20-5015-P-C
				24°	DL-WG-20-5024-P-C
				38°	DL-WG-20-5038-P-C
				60°	DL-WG-20-5060-P-C

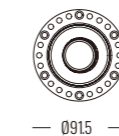
Power Supply: P (1-On / Off 2-Phase Dim 3-DALI Dim 4-1-10V Dim)

Colour Finish: C (WW-White / White BB-Black / Black WB-White / Black WD-White / Dark Light BW-Black / White
WS-White / Silver BS-Black / Silver BR-Black / Rose Gold BG-Black / Gold)



Controller: On / Off, Dimmable, Dali

DIMENSION unit:mm



NEMO series



PRODUCT INTRODUCTION

Recessed led spotlight adopt integrated die casting lamp body design. Flexible replacement Of reflector to reach different application effect.

APPLICATION

Fashion shop, jewelry display and other high end accent lighting areas.

REFLECTOR COLOR OPTION





CONFIGURATION



Asymmetric optics

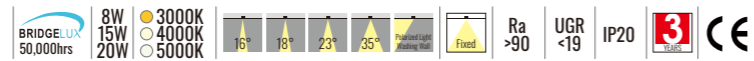


Symmetrical
16° / 23° / 35°



NEMO series

RECESSED FIXED SPOTLIGHT



Light Source	Power	Voltage	CCT	Beam Angle	Code
COB LED	8W	AC220-240V	3000K	16°	DL-5207-08-R-3016-P-C
				23°	DL-5207-08-R-3023-P-C
				35°	DL-5207-08-R-3035-P-C
COB LED	8W	AC220-240V	4000K	16°	DL-5207-08-R-4016-P-C
				23°	DL-5207-08-R-4023-P-C
				35°	DL-5207-08-R-4035-P-C
COB LED	8W	AC220-240V	5000K	16°	DL-5207-08-R-5016-P-C
				23°	DL-5207-08-R-5023-P-C
				35°	DL-5207-08-R-5035-P-C
COB LED	15W	AC220-240V	3000K	16°	DL-5207-15-R-3016-P-C
				23°	DL-5207-15-R-3023-P-C
				35°	DL-5207-15-R-3035-P-C
COB LED	15W	AC220-240V	4000K	16°	DL-5207-15-R-4016-P-C
				23°	DL-5207-15-R-4023-P-C
				35°	DL-5207-15-R-4035-P-C
COB LED	15W	AC220-240V	5000K	16°	DL-5207-15-R-5016-P-C
				23°	DL-5207-15-R-5023-P-C
				35°	DL-5207-15-R-5035-P-C
COB LED	20W	AC220-240V	3000K	18°	DL-5207-20-R-3018-P-C
				23°	DL-5207-20-R-3023-P-C
				35°	DL-5207-20-R-3035-P-C
COB LED	20W	AC220-240V	4000K	18°	DL-5207-20-R-4018-P-C
				23°	DL-5207-20-R-4023-P-C
				35°	DL-5207-20-R-4035-P-C
COB LED	20W	AC220-240V	5000K	18°	DL-5207-20-R-5018-P-C
				23°	DL-5207-20-R-5023-P-C
				35°	DL-5207-20-R-5035-P-C

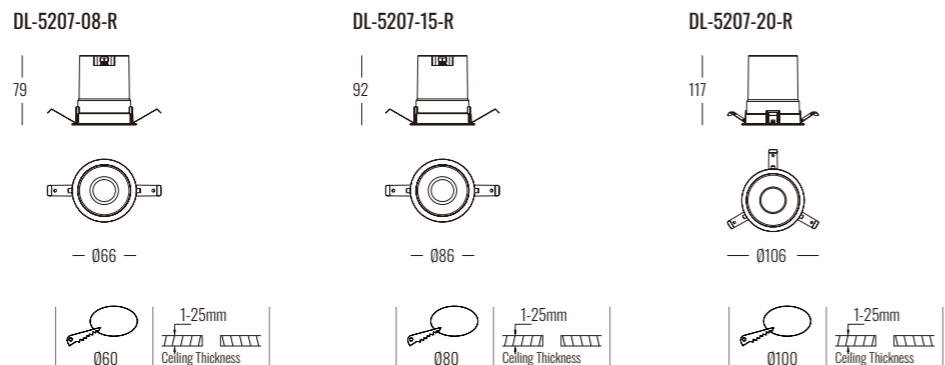
Power Supply: P (1-On / Off 2-Phase Dim 3-DALI Dim 4-1-10V Dim)

Colour Finish: C (WM-White / Matte Silver WG-Gloss Silver WO-White / Orange WR-White / Rose Gold WG-White / Gold)



Controller: On / Off, Dimmable, Dali

DIMENSION unit:mm



NEMO series

RECESSED FIXED SPOTLIGHT



Light Source	Power	Voltage	CCT	Beam Angle	Code
COB LED	8W	AC220-240V	3000K	16°	DL-5207A-08-R-3016-P-C
				23°	DL-5207A-08-R-3023-P-C
				35°	DL-5207A-08-R-3035-P-C
COB LED	8W	AC220-240V	4000K	16°	DL-5207A-08-R-4016-P-C
				23°	DL-5207A-08-R-4023-P-C
				35°	DL-5207A-08-R-4035-P-C
COB LED	8W	AC220-240V	5000K	16°	DL-5207A-08-R-5016-P-C
				23°	DL-5207A-08-R-5023-P-C
				35°	DL-5207A-08-R-5035-P-C
COB LED	15W	AC220-240V	3000K	16°	DL-5207A-15-R-3016-P-C
				23°	DL-5207A-15-R-3023-P-C
				35°	DL-5207A-15-R-3035-P-C
COB LED	15W	AC220-240V	4000K	16°	DL-5207A-15-R-4016-P-C
				23°	DL-5207A-15-R-4023-P-C
				35°	DL-5207A-15-R-4035-P-C
COB LED	15W	AC220-240V	5000K	16°	DL-5207A-15-R-5016-P-C
				23°	DL-5207A-15-R-5023-P-C
				35°	DL-5207A-15-R-5035-P-C
COB LED	20W	AC220-240V	3000K	18°	DL-5207A-20-R-3018-P-C
				23°	DL-5207A-20-R-3023-P-C
				35°	DL-5207A-20-R-3035-P-C
COB LED	20W	AC220-240V	4000K	18°	DL-5207A-20-R-4018-P-C
				23°	DL-5207A-20-R-4023-P-C
				35°	DL-5207A-20-R-4035-P-C
COB LED	20W	AC220-240V	5000K	18°	DL-5207A-20-R-5018-P-C
				23°	DL-5207A-20-R-5023-P-C
				35°	DL-5207A-20-R-5035-P-C

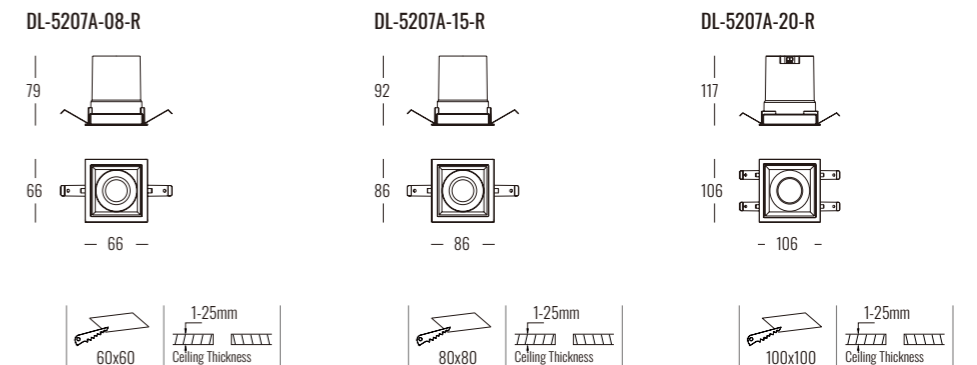
Power Supply: P (1-On / Off 2-Phase Dim 3-DALI Dim 4-1-10V Dim)

Colour Finish: C (WM-White / Matte Silver WG-Gloss Silver WO-White / Orange WR-White / Rose Gold WG-White / Gold)



Controller: On / Off, Dimmable, Dali

DIMENSION unit:mm



ENZO series

RECESSED FIXED DOWNLIGHT

BRIDGE LUX 50,000hrs 9W 3000K 4000K 5000K 15° 24° 36° Fixed Ra >90 UGR <19 IP20 3 CE



ENZO series



Light Source	Power	Voltage	CCT	Beam Angle	Code
COB LED	9W	AC220-240V	3000K	15°	DL-9803-09-3015-P-C
				24°	DL-9803-09-3024-P-C
				36°	DL-9803-09-3036-P-C
COB LED	9W	AC220-240V	4000K	15°	DL-9803-09-3015-P-C
				24°	DL-9803-09-3024-P-C
				36°	DL-9803-09-3036-P-C
COB LED	9W	AC220-240V	5000K	15°	DL-9803-09-3015-P-C
				24°	DL-9803-09-3024-P-C
				36°	DL-9803-09-3036-P-C
COB LED	9W	AC220-240V	3000K	15°	DL-9803S1-09-3015-P-C
				24°	DL-9803S1-09-3024-P-C
				36°	DL-9803S1-09-3036-P-C
COB LED	9W	AC220-240V	4000K	15°	DL-9803S1-09-3015-P-C
				24°	DL-9803S1-09-3024-P-C
				36°	DL-9803S1-09-3036-P-C
COB LED	9W	AC220-240V	5000K	15°	DL-9803S1-09-3015-P-C
				24°	DL-9803S1-09-3024-P-C
				36°	DL-9803S1-09-3036-P-C

Power Supply: P (1-On / Off 2-Phase Dim 3-DALI Dim 4-1-10V Dim)

Colour Finish: C (WW-White / White BB-Black / Black WB-White / Black)



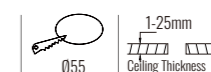
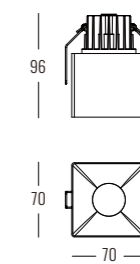
Controller: On / Off, Dimmable, Dali

DIMENSION
unit:mm

DL-9748S1-5



DL-9748S2-10





DASH series

DASH series

SURFACE DOWNLIGHT



BRIDGE LUX 50,000hrs | 8W | 3000K | 4000K | 5000K | 15° | 24° | 36° | Fixed | Ra >90 | UGR <19 | IP20 | 3 | CE

Light Source	Power	Voltage	CCT	Beam Angle	Code
COB LED	8W	AC220-240V	3000K	15°	DL-7381-08-3015-P-C
				24°	DL-7381-08-3024-P-C
				36°	DL-7381-08-3036-P-C
COB LED	8W	AC220-240V	4000K	15°	DL-7381-08-4015-P-C
				24°	DL-7381-08-4024-P-C
				36°	DL-7381-08-4036-P-C
COB LED	8W	AC220-240V	5000K	15°	DL-7381-08-5015-P-C
				24°	DL-7381-08-5024-P-C
				36°	DL-7381-08-5036-P-C
COB LED	8W	AC220-240V	3000K	15°	DL-7381S1-08-3015-P-C
				24°	DL-7381S1-08-3024-P-C
				36°	DL-7381S1-08-3036-P-C
COB LED	8W	AC220-240V	4000K	15°	DL-7381S1-08-4015-P-C
				24°	DL-7381S1-08-4024-P-C
				36°	DL-7381S1-08-4036-P-C
COB LED	8W	AC220-240V	5000K	15°	DL-7381S1-08-5015-P-C
				24°	DL-7381S1-08-5024-P-C
				36°	DL-7381S1-08-5036-P-C

Power Supply: P (1-On / Off 2-Phase Dim 3-DALI Dim 4-1-10V Dim)

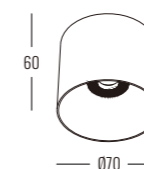
Colour Finish: C (WW-White / White BB-Black / Black)



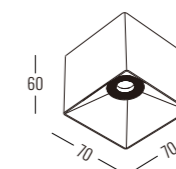
Controller: On / Off, Dimmable, Dali

DIMENSION unit:mm

DL-7381-08



DL-7381S1-08



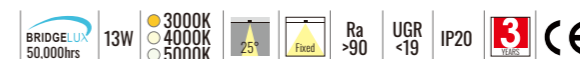


KONDA series



KONDA series

RECESSED FIXED DOWNLIGHT



Light Source	Power	Voltage	CCT	Beam Angle	Code
COB LED	13W	AC220-240V	3000K	25°	DL-9432-13-3025-P-C
COB LED	13W	AC220-240V	4000K	25°	DL-9432-13-4025-P-C
COB LED	13W	AC220-240V	5000K	25°	DL-9432-13-5025-P-C
COB LED	13W	AC220-240V	3000K	25°	DL-9433-13-3025-P-C
COB LED	13W	AC220-240V	4000K	25°	DL-9433-13-4025-P-C
COB LED	13W	AC220-240V	5000K	25°	DL-9433-13-5025-P-C
COB LED	13W	AC220-240V	3000K	25°	DL-9434-13-3025-P-C
COB LED	13W	AC220-240V	4000K	25°	DL-9434-13-4025-P-C
COB LED	13W	AC220-240V	5000K	25°	DL-9434-13-5025-P-C

Power Supply: P (1-On / Off 2-Phase Dim 3-DALI Dim 4-1-10V Dim)

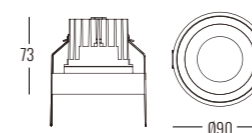
Colour Finish: C (WW-White / White BB-Black / Black WB-White / Black)



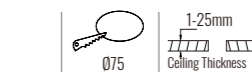
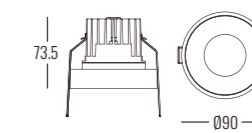
Controller: On / Off, Dimmable, Dali

DIMENSION
unit:mm

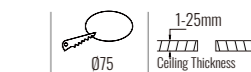
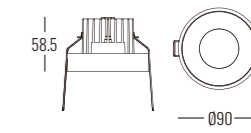
DL-9432-13




DL-9433-13




DL-9434-13





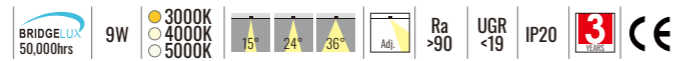
STATION series

9W / 18W / 24W / 48W / 35W / 70W



STATION series

RECESSED ADJUSTABLE DOWNLIGHT



Light Source	Power	Voltage	CCT	Beam Angle	Code
COB LED	9W	AC220-240V	3000K	15°	DL-9800-09-3015-P-C
				24°	DL-9800-09-3024-P-C
				36°	DL-9800-09-3036-P-C
COB LED	9W	AC220-240V	4000K	15°	DL-9800-09-4015-P-C
				24°	DL-9800-09-4024-P-C
				36°	DL-9800-09-4036-P-C
COB LED	9W	AC220-240V	5000K	15°	DL-9800-09-5015-P-C
				24°	DL-9800-09-5024-P-C
				36°	DL-9800-09-5036-P-C
COB LED	9W	AC220-240V	3000K	15°	DL-9800S1-09-3015-P-C
				24°	DL-9800S1-09-3024-P-C
				36°	DL-9800S1-09-3036-P-C
COB LED	9W	AC220-240V	4000K	15°	DL-9800S1-09-4015-P-C
				24°	DL-9800S1-09-4024-P-C
				36°	DL-9800S1-09-4036-P-C
COB LED	9W	AC220-240V	5000K	15°	DL-9800S1-09-5015-P-C
				24°	DL-9800S1-09-5024-P-C
				36°	DL-9800S1-09-5036-P-C
COB LED	2x9W	AC220-240V	3000K	15°	DL-9800S2-18-3015-P-C
				24°	DL-9800S2-18-3024-P-C
				36°	DL-9800S2-18-3036-P-C
COB LED	2x9W	AC220-240V	4000K	15°	DL-9800S2-18-4015-P-C
				24°	DL-9800S2-18-4024-P-C
				36°	DL-9800S2-18-4036-P-C
COB LED	2x9W	AC220-240V	5000K	15°	DL-9800S2-18-5015-P-C
				24°	DL-9800S2-18-5024-P-C
				36°	DL-9800S2-18-5036-P-C

Power Supply: P (1-On / Off 2-Phase Dim 3-DALI Dim 4-1-10V Dim)

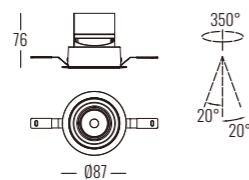
Colour Finish: C (WW-White / White BB-Black / Black)



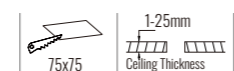
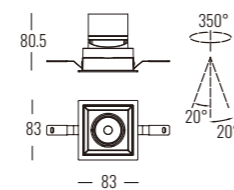
Controller: On / Off, Dimmable, Dali

DIMENSION unit:mm

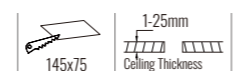
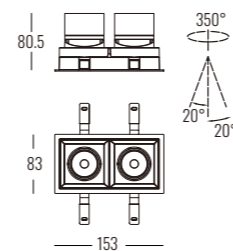
DL-9800-09



DL-9800S1-09

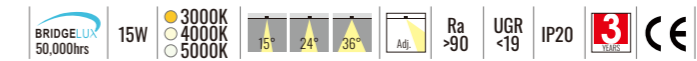


DL-9800S2-18



STATION series

RECESSED ADJUSTABLE DOWNLIGHT



Light Source	Power	Voltage	CCT	Beam Angle	Code
COB LED	15W	AC220-240V	3000K	15°	DL-9800-15-3015-P-C
				24°	DL-9800-15-3024-P-C
				36°	DL-9800-15-3036-P-C
COB LED	15W	AC220-240V	4000K	15°	DL-9800-15-4015-P-C
				24°	DL-9800-15-4024-P-C
				36°	DL-9800-15-4036-P-C
COB LED	15W	AC220-240V	5000K	15°	DL-9800-15-5015-P-C
				24°	DL-9800-15-5024-P-C
				36°	DL-9800-15-5036-P-C
COB LED	15W	AC220-240V	3000K	15°	DL-9800S1-15-3015-P-C
				24°	DL-9800S1-15-3024-P-C
				36°	DL-9800S1-15-3036-P-C
COB LED	15W	AC220-240V	4000K	15°	DL-9800S1-15-4015-P-C
				24°	DL-9800S1-15-4024-P-C
				36°	DL-9800S1-15-4036-P-C
COB LED	15W	AC220-240V	5000K	15°	DL-9800S1-15-5015-P-C
				24°	DL-9800S1-15-5024-P-C
				36°	DL-9800S1-15-5036-P-C
COB LED	2x15W	AC220-240V	3000K	15°	DL-9800S2-30-3015-P-C
				24°	DL-9800S2-30-3024-P-C
				36°	DL-9800S2-30-3036-P-C
COB LED	2x15W	AC220-240V	4000K	15°	DL-9800S2-30-4015-P-C
				24°	DL-9800S2-30-4024-P-C
				36°	DL-9800S2-30-4036-P-C
COB LED	2x15W	AC220-240V	5000K	15°	DL-9800S2-30-5015-P-C
				24°	DL-9800S2-30-5024-P-C
				36°	DL-9800S2-30-5036-P-C

Power Supply: P (1-On / Off 2-Phase Dim 3-DALI Dim 4-1-10V Dim)

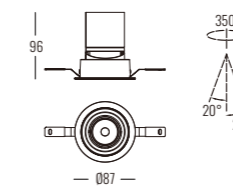
Colour Finish: C (WW-White / White BB-Black / Black)



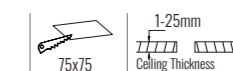
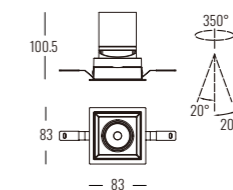
Controller: On / Off, Dimmable, Dali

DIMENSION unit:mm

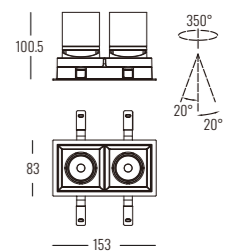
DL-9800-15



DL-9800S1-15

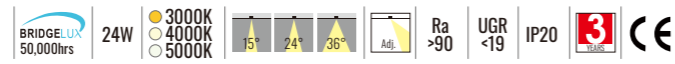


DL-9800S2-30



STATION series

RECESSED ADJUSTABLE DOWNLIGHT



Light Source	Power	Voltage	CCT	Beam Angle	Code
COB LED	24W	AC220-240V	3000K	15°	DL-9801-24-3015-P-C
				24°	DL-9801-24-3024-P-C
				36°	DL-9801-24-3036-P-C
COB LED	24W	AC220-240V	4000K	15°	DL-9801-24-4015-P-C
				24°	DL-9801-24-4024-P-C
				36°	DL-9801-24-4036-P-C
COB LED	24W	AC220-240V	5000K	15°	DL-9801-24-5015-P-C
				24°	DL-9801-24-5024-P-C
				36°	DL-9801-24-5036-P-C
COB LED	24W	AC220-240V	3000K	15°	DL-9801S1-24-3015-P-C
				24°	DL-9801S1-24-3024-P-C
				36°	DL-9801S1-24-3036-P-C
COB LED	24W	AC220-240V	4000K	15°	DL-9801S1-24-4015-P-C
				24°	DL-9801S1-24-4024-P-C
				36°	DL-9801S1-24-4036-P-C
COB LED	24W	AC220-240V	5000K	15°	DL-9801S1-24-5015-P-C
				24°	DL-9801S1-24-5024-P-C
				36°	DL-9801S1-24-5036-P-C
COB LED	2x24W	AC220-240V	3000K	15°	DL-9801S2-48-3015-P-C
				24°	DL-9801S2-48-3024-P-C
				36°	DL-9801S2-48-3036-P-C
COB LED	2x24W	AC220-240V	4000K	15°	DL-9801S2-48-4015-P-C
				24°	DL-9801S2-48-4024-P-C
				36°	DL-9801S2-48-4036-P-C
COB LED	2x24W	AC220-240V	5000K	15°	DL-9801S2-48-5015-P-C
				24°	DL-9801S2-48-5024-P-C
				36°	DL-9801S2-48-5036-P-C

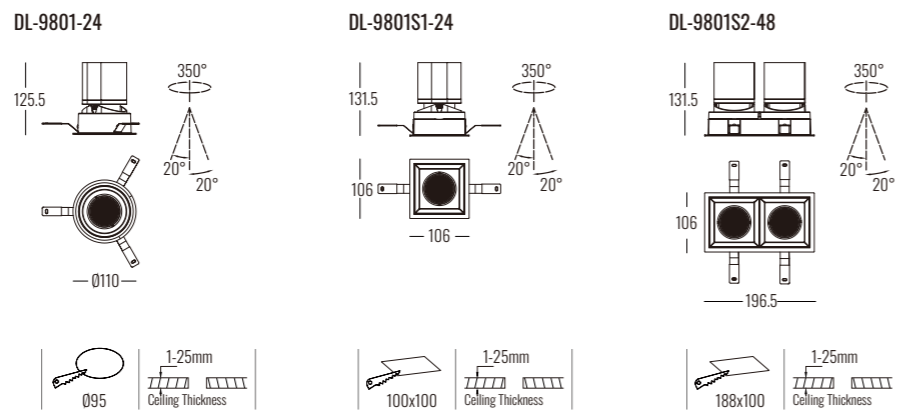
Power Supply: P (1-On / Off 2-Phase Dim 3-DALI Dim 4-1-10V Dim)

Colour Finish: C (WW-White / White BB-Black / Black)



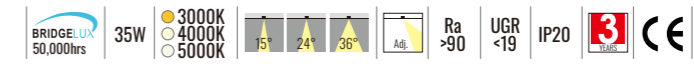
Controller: On / Off, Dimmable, Dali

DIMENSION unit:mm



STATION series

RECESSED ADJUSTABLE DOWNLIGHT



Light Source	Power	Voltage	CCT	Beam Angle	Code
COB LED	35W	AC220-240V	3000K	15°	DL-9802-35-3015-P-C
				24°	DL-9802-35-3024-P-C
				36°	DL-9802-35-3036-P-C
COB LED	35W	AC220-240V	4000K	15°	DL-9802-35-4015-P-C
				24°	DL-9802-35-4024-P-C
				36°	DL-9802-35-4036-P-C
COB LED	35W	AC220-240V	5000K	15°	DL-9802-35-5015-P-C
				24°	DL-9802-35-5024-P-C
				36°	DL-9802-35-5036-P-C
COB LED	35W	AC220-240V	3000K	15°	DL-9802S1-35-3015-P-C
				24°	DL-9802S1-35-3024-P-C
				36°	DL-9802S1-35-3036-P-C
COB LED	35W	AC220-240V	4000K	15°	DL-9802S1-35-4015-P-C
				24°	DL-9802S1-35-4024-P-C
				36°	DL-9802S1-35-4036-P-C
COB LED	35W	AC220-240V	5000K	15°	DL-9802S1-35-5015-P-C
				24°	DL-9802S1-35-5024-P-C
				36°	DL-9802S1-35-5036-P-C
COB LED	2x35W	AC220-240V	3000K	15°	DL-9802S2-70-3015-P-C
				24°	DL-9802S2-70-3024-P-C
				36°	DL-9802S2-70-3036-P-C
COB LED	2x35W	AC220-240V	4000K	15°	DL-9802S2-70-4015-P-C
				24°	DL-9802S2-70-4024-P-C
				36°	DL-9802S2-70-4036-P-C
COB LED	2x35W	AC220-240V	5000K	15°	DL-9802S2-70-5015-P-C
				24°	DL-9802S2-70-5024-P-C
				36°	DL-9802S2-70-5036-P-C

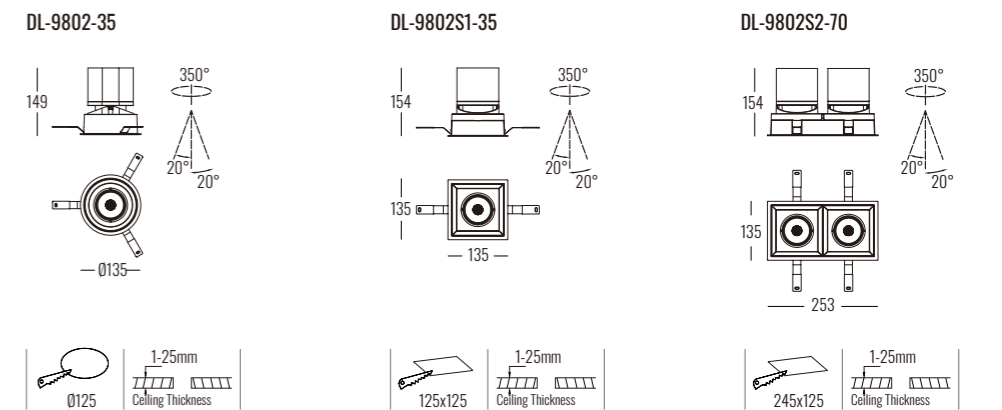
Power Supply: P (1-On / Off 2-Phase Dim 3-DALI Dim 4-1-10V Dim)

Colour Finish: C (WW-White / White BB-Black / Black)




Controller: On / Off, Dimmable, Dali

DIMENSION unit:mm

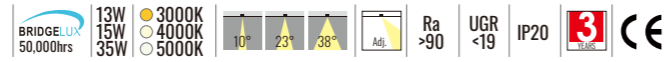


DAS series



DAS series

RECESSED ADJUSTABLE DOWNLIGHT



Light Source	Power	Voltage	CCT	Beam Angle	Code
COB LED	13W	AC220-240V	3000K	10°	DL-2027A-13-3010-P-C
				23°	DL-2027A-13-3023-P-C
				38°	DL-2027A-13-3038-P-C
COB LED	13W	AC220-240V	4000K	10°	DL-2027A-13-4015-P-C
				23°	DL-2027A-13-4024-P-C
				38°	DL-2027A-13-4036-P-C
COB LED	13W	AC220-240V	5000K	10°	DL-2027A-13-5015-P-C
				23°	DL-2027A-13-5024-P-C
				38°	DL-2027A-13-5036-P-C
COB LED	15W	AC220-240V	3000K	10°	DL-2023A-15-3010-P-C
				23°	DL-2023A-15-3023-P-C
				38°	DL-2023A-15-3038-P-C
COB LED	15W	AC220-240V	4000K	10°	DL-2023A-15-3010-P-C
				23°	DL-2023A-15-3023-P-C
				38°	DL-2023A-15-3038-P-C
COB LED	15W	AC220-240V	5000K	10°	DL-2023A-15-3010-P-C
				23°	DL-2023A-15-3023-P-C
				38°	DL-2023A-15-3038-P-C
COB LED	35W	AC220-240V	3000K	10°	DL-2019A-35-3010-P-C
				23°	DL-2019A-35-3023-P-C
				38°	DL-2019A-35-3038-P-C
COB LED	35W	AC220-240V	4000K	10°	DL-2019A-35-3010-P-C
				23°	DL-2019A-35-3023-P-C
				38°	DL-2019A-35-3038-P-C
COB LED	35W	AC220-240V	5000K	10°	DL-2019A-35-3010-P-C
				23°	DL-2019A-35-3023-P-C
				38°	DL-2019A-35-3038-P-C

Power Supply: P (1-On / Off 2-Phase Dim 3-DALI Dim 4-1-10V Dim)

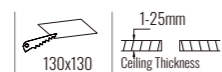
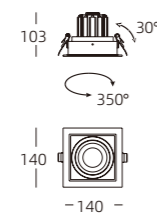
Colour Finish: C (WW-White / White BB-Black / Black WB-White / Black)



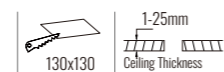
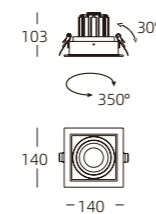
Controller: On / Off, Dimmable, Dali

DIMENSION unit:mm

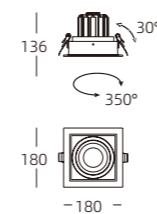
DL-2027A-13



DL-2023A-15

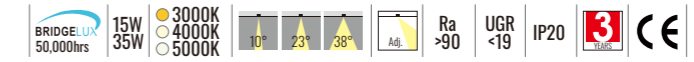


DL-2019A-35



DAS series

RECESSED ADJUSTABLE DOWNLIGHT



Light Source	Power	Voltage	CCT	Beam Angle	Code
COB LED	2x15W	AC220-240V	3000K	10°	DL-2022A-30-3010-P-C
				23°	DL-2022A-30-3023-P-C
				38°	DL-2022A-30-3038-P-C
COB LED	2x15W	AC220-240V	4000K	10°	DL-2022A-30-3010-P-C
				23°	DL-2022A-30-3023-P-C
				38°	DL-2022A-30-3038-P-C
COB LED	2x15W	AC220-240V	5000K	10°	DL-2022A-30-3010-P-C
				23°	DL-2022A-30-3023-P-C
				38°	DL-2022A-30-3038-P-C
COB LED	2x35W	AC220-240V	3000K	10°	DL-2018A-70-3010-P-C
				23°	DL-2018A-70-3023-P-C
				38°	DL-2018A-70-3038-P-C
COB LED	2x35W	AC220-240V	4000K	10°	DL-2018A-70-3010-P-C
				23°	DL-2018A-70-3023-P-C
				38°	DL-2018A-70-3038-P-C
COB LED	2x35W	AC220-240V	5000K	10°	DL-2018A-70-3010-P-C
				23°	DL-2018A-70-3023-P-C
				38°	DL-2018A-70-3038-P-C

Power Supply: P (1-On / Off 2-Phase Dim 3-DALI Dim 4-1-10V Dim)

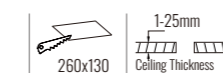
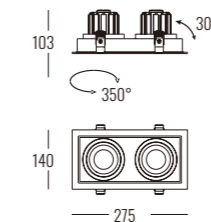
Colour Finish: C (WW-White / White BB-Black / Black WB-White / Black)



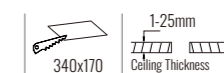
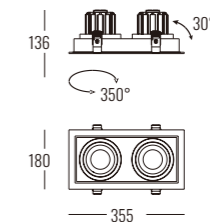
Controller: On / Off, Dimmable, Dali

DIMENSION unit:mm

DL-2022A-30

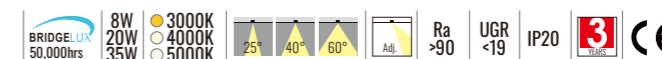


DL-2018A-70



LIMA series

RECESSED ADJUSTABLE DOWNLIGHT



Light Source	Power	Voltage	CCT	Beam Angle	Code
COB LED	8W	AC220-240V	3000K	25°	DL-9331A-08-3025-P-C
				40°	DL-9331A-08-3040-P-C
				60°	DL-9331A-08-3060-P-C
COB LED	8W	AC220-240V	4000K	25°	DL-9331A-08-4025-P-C
				40°	DL-9331A-08-4040-P-C
				60°	DL-9331A-08-4060-P-C
COB LED	8W	AC220-240V	5000K	25°	DL-9331A-08-5025-P-C
				40°	DL-9331A-08-5040-P-C
				60°	DL-9331A-08-5060-P-C
COB LED	20W	AC220-240V	3000K	25°	DL-9257-20-3025-P-C
				40°	DL-9257-20-3040-P-C
				60°	DL-9257-20-3060-P-C
COB LED	20W	AC220-240V	4000K	25°	DL-9257-20-4025-P-C
				40°	DL-9257-20-4040-P-C
				60°	DL-9257-20-4060-P-C
COB LED	20W	AC220-240V	5000K	25°	DL-9257-20-5025-P-C
				40°	DL-9257-20-5040-P-C
				60°	DL-9257-20-5060-P-C
COB LED	35W	AC220-240V	3000K	25°	DL-9333A-35-3025-P-C
				40°	DL-9333A-35-3040-P-C
				60°	DL-9333A-35-3060-P-C
COB LED	35W	AC220-240V	4000K	25°	DL-9333A-35-4025-P-C
				40°	DL-9333A-35-4040-P-C
				60°	DL-9333A-35-4060-P-C
COB LED	35W	AC220-240V	5000K	25°	DL-9333A-35-5025-P-C
				40°	DL-9333A-35-5040-P-C
				60°	DL-9333A-35-5060-P-C

Power Supply: P (1-On / Off 2-Phase Dim 3-DALI Dim 4-1-10V Dim)

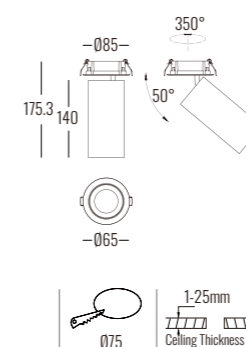
Colour Finish: C(WW-White / White BB-Black / Black WM-White / Matte Silver WO-White / Orange BO-Black / Orange)



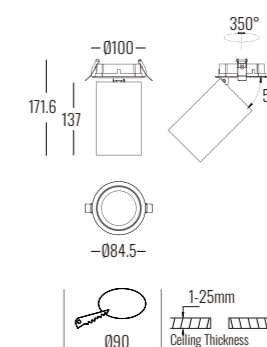
Controller: On / Off, Dimmable, Dali

DIMENSION
unit:mm

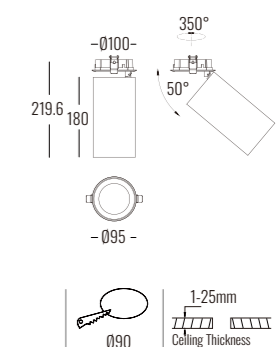
DL-9331A-13



DL-9257-20



DL-9333A-35

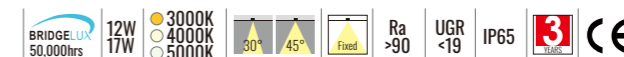


LIMA series



SCOTT series

SURFACE DOWNLIGHT



Light Source	Power	Voltage	CCT	Beam Angle	Code
COB LED	12W	AC220-240V	3000K	30° 45°	DL-3061-12-3030-P-C DL-3061-12-3045-P-C
COB LED	12W	AC220-240V	4000K	30° 45°	DL-3061-12-4030-P-C DL-3061-12-4045-P-C
COB LED	12W	AC220-240V	5000K	30° 45°	DL-3061-12-5030-P-C DL-3061-12-5045-P-C
COB LED	17W	AC220-240V	3000K	30° 45°	DL-3062-17-3030-P-C DL-3062-17-3045-P-C
COB LED	17W	AC220-240V	4000K	30° 45°	DL-3062-17-4030-P-C DL-3062-17-4045-P-C
COB LED	17W	AC220-240V	5000K	30° 45°	DL-3062-17-5030-P-C DL-3062-17-5045-P-C

Power Supply: P (1-On / Off 2-Phase Dim 3-DALI Dim 4-1-10V Dim)

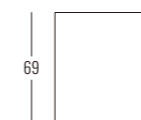
Colour Finish: C (WW-White / White BB-Black / Black WB-White / Black)



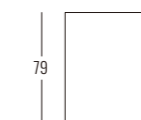
Controller: On / Off, Dimmable, Dali

DIMENSION
unit:mm

DL-3061-12



DL-3062-17



SCOTT series


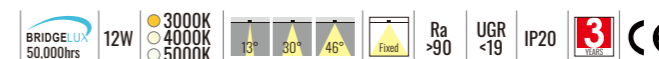
IP65 WEATHER RESISTANCE

its model with IP65 rate weather resistance, the use of refraction instead of reflection to direct the light outwards from the piece manages to extraordinarily diminish the glare and achieves light concentration at a well defined angle.



TINO series

FIXED SURFACE DOWN LAMP WITH LEDIL LENS



Light Source	Power	Voltage	CCT	Beam Angle	Code
COB LED	12W	AC220-240V	3000K	13°	DL-1078A-12-3013-P-C
				30°	DL-1078A-12-3030-P-C
				46°	DL-1078A-12-3046-P-C
COB LED	12W	AC220-240V	4000K	13°	DL-1078A-12-3010-P-C
				30°	DL-1078A-12-3023-P-C
				46°	DL-1078A-12-3038-P-C
COB LED	12W	AC220-240V	5000K	13°	DL-1078A-12-3010-P-C
				30°	DL-1078A-12-3023-P-C
				46°	DL-1078A-12-3038-P-C


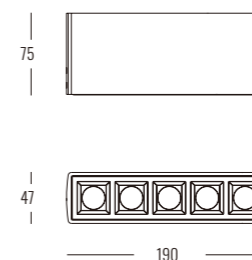
Power Supply: P (1-On / Off 2-Phase Dim 3-DALI Dim 4-1-10V Dim)

Colour Finish: C (WW-White / White BB-Black / Black WB-White / Black)



Controller: On / Off, Dimmable, Dali


DIMENSION unit:mm




TINO series

PRODUCT INTRODUCTION

The excellence of comfort: UGR 16 for outstanding glare protection, homogeneity in light distribution and delivered lux compliant to the most strict standards of the industry. Light Shadow reaches extreme cut-off angles without sacrificing high efficiency and very small dimensions.




TURBINE series



TURBINE series

RECESSED GRILLE DOWNLIGHT



BRIDGE LUX 50,000hrs | 2.5W | 3000K 4000K 5000K | 15° 24° 50° | Fixed | Ra >90 | UGR <19 | IP20 | 3 | CE

Light Source	Power	Voltage	CCT	Beam Angle	Code
COB LED	2x2.5W	AC220-240V	3000K	15°	DL-9748S1-05-3015-P-C
				24°	DL-9748S1-05-3024-P-C
				50°	DL-9748S1-05-3050-P-C
COB LED	2x2.5W	AC220-240V	4000K	15°	DL-9748S1-05-4015-P-C
				24°	DL-9748S1-05-4024-P-C
				50°	DL-9748S1-05-4050-P-C
COB LED	2x2.5W	AC220-240V	5000K	15°	DL-9748S1-05-5015-P-C
				24°	DL-9748S1-05-5024-P-C
				50°	DL-9748S1-05-5050-P-C
COB LED	4x2.5W	AC220-240V	3000K	15°	DL-9748S2-10-3015-P-C
				24°	DL-9748S2-10-3024-P-C
				50°	DL-9748S2-10-3050-P-C
COB LED	4x2.5W	AC220-240V	4000K	15°	DL-9748S2-10-4015-P-C
				24°	DL-9748S2-10-4024-P-C
				50°	DL-9748S2-10-4050-P-C
COB LED	4x2.5W	AC220-240V	5000K	15°	DL-9748S2-10-5015-P-C
				24°	DL-9748S2-10-5024-P-C
				50°	DL-9748S2-10-5050-P-C
COB LED	8x2.5W	AC220-240V	3000K	15°	DL-9748S2-20-3015-P-C
				24°	DL-9748S2-20-3024-P-C
				50°	DL-9748S2-20-3050-P-C
COB LED	8x2.5W	AC220-240V	4000K	15°	DL-9748S2-20-4015-P-C
				24°	DL-9748S2-20-4024-P-C
				50°	DL-9748S2-20-4050-P-C
COB LED	8x2.5W	AC220-240V	5000K	15°	DL-9748S2-20-5015-P-C
				24°	DL-9748S2-20-5024-P-C
				50°	DL-9748S2-20-5050-P-C

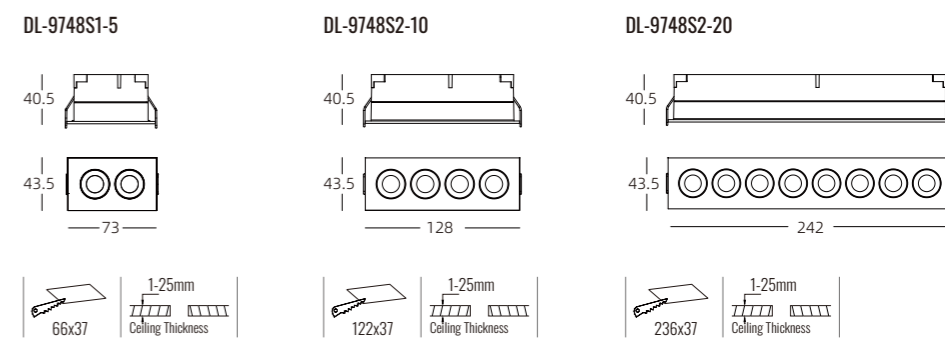
Power Supply: P (1-On / Off 2-Phase Dim 3-DALI Dim 4-1-10V Dim)

Colour Finish: C (WW-White / White BB-Black / Black WB-White / Black)



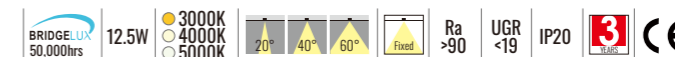
Controller: On / Off, Dimmable, Dali

DIMENSION
unit:mm



METZ series

SURFACE CEILING DOWNLIGHT



Light Source	Power	Voltage	CCT	Beam Angle	Code
COB LED	12.5W	AC220-240V	3000K	20°	DL-3049-12-3020-P-C
				40°	DL-3049-12-3040-P-C
				60°	DL-3049-12-3060-P-C
COB LED	12.5W	AC220-240V	4000K	20°	DL-3049-12-4020-P-C
				40°	DL-3049-12-4040-P-C
				60°	DL-3049-12-4060-P-C
COB LED	12.5W	AC220-240V	5000K	20°	DL-3049-12-5020-P-C
				40°	DL-3049-12-5040-P-C
				60°	DL-3049-12-5060-P-C


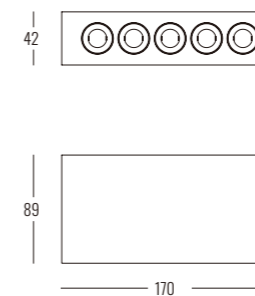
Power Supply: P (1-On / Off 2-Phase Dim 3-DALI Dim 4-1-10V Dim)

Colour Finish: C (WW-White / White BB-Black / Black WB-White / Black)



Controller: On / Off, Dimmable, Dali

DIMENSION
unit:mm



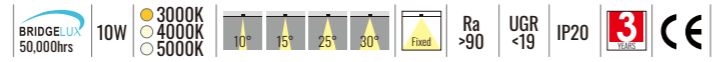
METZ series

PRODUCT INTRODUCTION

Anti-Glare & focus light design, specialized for luxury homes, villas, commercial spaces
Round & Square shape with all wattage series included to meet the different design requirement.

METZ series

RECESSED FIXED DOWNLIGHT



Light Source	Power	Voltage	CCT	Beam Angle	Code
COB LED	10W	AC220-240V	3000K	10°	DL-3055-10-3010-P-C
				15°	DL-3055-10-3015-P-C
				25°	DL-3055-10-3025-P-C
COB LED	10W	AC220-240V	4000K	10°	DL-3055-10-4010-P-C
				15°	DL-3055-10-4015-P-C
				25°	DL-3055-10-4025-P-C
COB LED	10W	AC220-240V	5000K	10°	DL-3055-10-5010-P-C
				15°	DL-3055-10-5015-P-C
				25°	DL-3055-10-5025-P-C
COB LED	10W	AC220-240V	3000K	30°	DL-3056-10-3030-P-C
COB LED	10W	AC220-240V	4000K	30°	DL-3056-10-4030-P-C
COB LED	10W	AC220-240V	5000K	30°	DL-3056-10-5030-P-C

Power Supply: P (1-On / Off 2-Phase Dim 3-DALI Dim 4-1-10V Dim)

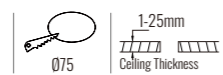
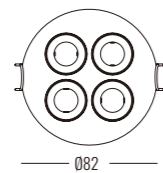
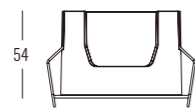
Colour Finish: C (WW-White / White BB-Black / Black WB-White / Black)



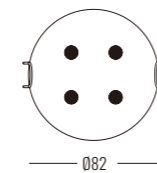
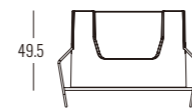
Controller: On / Off, Dimmable, Dali

DIMENSION unit:mm

DL-3055-10

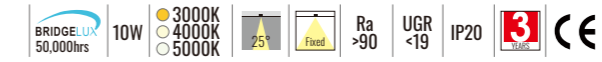


DL-3056-10



METZ series

TRIMLESS FIXED DOWNLIGHT



Light Source	Power	Voltage	CCT	Beam Angle	Code
COB LED	10W	AC220-240V	3000K	10°	DL-3055A-10-3010-P-C
				15°	DL-3055A-10-3015-P-C
				25°	DL-3055A-10-3025-P-C
COB LED	10W	AC220-240V	4000K	10°	DL-3055A-10-4010-P-C
				15°	DL-3055A-10-4015-P-C
				25°	DL-3055A-10-4025-P-C
COB LED	10W	AC220-240V	5000K	10°	DL-3055A-10-5010-P-C
				15°	DL-3055A-10-5015-P-C
				25°	DL-3055A-10-5025-P-C
COB LED	10W	AC220-240V	3000K	25°	DL-3056A-10-3025-P-C
COB LED	10W	AC220-240V	4000K	25°	DL-3056A-10-4025-P-C
COB LED	10W	AC220-240V	5000K	25°	DL-3056A-10-5025-P-C

Power Supply: P (1-On / Off 2-Phase Dim 3-DALI Dim 4-1-10V Dim)

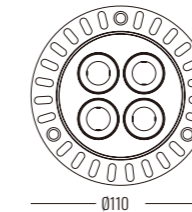

Colour Finish: C (WW-White / White BB-Black / Black WB-White / Black)



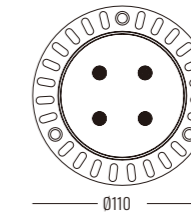
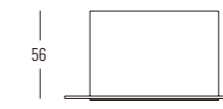
Controller: On / Off, Dimmable, Dali

DIMENSION unit:mm

DL-3055A-10

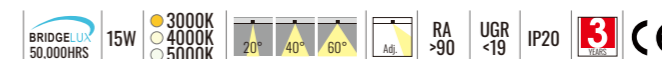


DL-3056A-10



PACO SERIES

TRIMLESS ADJUSTABLE DOWNLIGHT



Light Source	Power	Voltage	Cct	Beam Angle	Code
COB LED	15W	AC220-240V	3000K	20°	DL-5219-15-3020-P-C
				40°	DL-5219-15-3040-P-C
				60°	DL-5219-15-3060-P-C
COB LED	15W	AC220-240V	4000K	20°	DL-5219-15-4020-P-C
				40°	DL-5219-15-4040-P-C
				60°	DL-5219-15-4060-P-C
COB LED	15W	AC220-240V	5000K	20°	DL-5219-15-5020-P-C
				40°	DL-5219-15-5040-P-C
				60°	DL-5219-15-5060-P-C
COB LED	15W	AC220-240V	3000K	20°	DL-5219A-15-3020-P-C
				40°	DL-5219A-15-3040-P-C
				60°	DL-5219A-15-3060-P-C
COB LED	15W	AC220-240V	4000K	20°	DL-5219A-15-4020-P-C
				40°	DL-5219A-15-4040-P-C
				60°	DL-5219A-15-4060-P-C
COB LED	15W	AC220-240V	5000K	20°	DL-5219A-15-5020-P-C
				40°	DL-5219A-15-5040-P-C
				60°	DL-5219A-15-5060-P-C

Power Supply: P (1-On / Off 2-Phase Dim 3-DALI Dim 4-1-10V Dim)

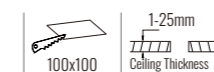
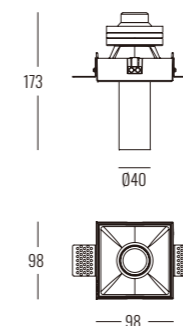
Colour Finish: C (WW-White / White BB-Black / Black)



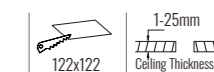
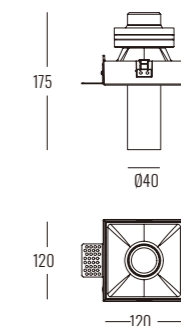
Controller: On / Off, Dimmable, Dali

DIMENSION
unit:mm

DL-5219-15




DL-5219A-15



PACO series

Minimalism and simplicity are the key words to describe collection. Coming directly from the ceiling, slim lighting tube, narrow beam angle just 15°, most dramatic lighting effects can be created through the high contrast between dark and light.



LUCA series

PRODUCT INTRODUCTION

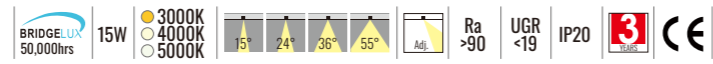
The extruded aluminium heat sink guarantees great thermal management, long life and high efficiency, while providing maximum luminous flux. Adjustable versions (excluding Everything 80 option) are equipped with a blocking system to guarantee perfect framing. Rotation up to 360, beam angle +30°-30°.

Separate electronic driver: non-dimmable or DALI dimmable options for LED products. Compliant with standard EN60598-1 and other specific regulations.



LUCA series

RECESSED ADJUSTABLE DOWNLIGHT



Light Source	Power	Voltage	CCT	Beam Angle	Code
COB LED	15W	AC220-240V	3000K	15°	DL-1101-15-3015-P-C
				24°	DL-1101-15-3024-P-C
				36°	DL-1101-15-3036-P-C
				55°	DL-1101-15-3055-P-C
COB LED	15W	AC220-240V	4000K	15°	DL-1101-15-4015-P-C
				24°	DL-1101-15-4024-P-C
				36°	DL-1101-15-4036-P-C
				55°	DL-1101-15-4055-P-C
COB LED	15W	AC220-240V	5000K	15°	DL-1101-15-5015-P-C
				24°	DL-1101-15-5024-P-C
				36°	DL-1101-15-5036-P-C
				55°	DL-1101-15-5055-P-C
COB LED	15W	AC220-240V	3000K	15°	DL-1102-15-3015-P-C
				24°	DL-1102-15-3024-P-C
				36°	DL-1102-15-3036-P-C
				55°	DL-1102-15-3055-P-C
COB LED	15W	AC220-240V	4000K	15°	DL-1102-15-4015-P-C
				24°	DL-1102-15-4024-P-C
				36°	DL-1102-15-4036-P-C
				55°	DL-1102-15-4055-P-C
COB LED	15W	AC220-240V	5000K	15°	DL-1102-15-5015-P-C
				24°	DL-1102-15-5024-P-C
				36°	DL-1102-15-5036-P-C
				55°	DL-1102-15-5055-P-C

Power Supply: P (1-On / Off 2-Phase Dim 3-DALI Dim 4-1-10V Dim)

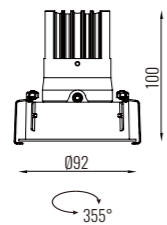
Colour Finish: C (WW-White / White BB-Black / Black)



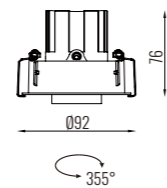
Controller: On / Off, Dimmable, Dali

DIMENSION unit:mm

DL-1101-15

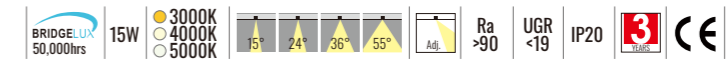


DL-1102-15



LUCA series


TRIMLESS ADJUSTABLE DOWNLIGHT



Light Source	Power	Voltage	CCT	Beam Angle	Code
COB LED	15W	AC220-240V	3000K	15°	DL-1103-15-3015-P-C
				24°	DL-1103-15-3024-P-C
				36°	DL-1103-15-3036-P-C
				55°	DL-1103-15-3055-P-C
COB LED	15W	AC220-240V	4000K	15°	DL-1103-15-4015-P-C
				24°	DL-1103-15-4024-P-C
				36°	DL-1103-15-4036-P-C
				55°	DL-1103-15-4055-P-C
COB LED	15W	AC220-240V	5000K	15°	DL-1103-15-5015-P-C
				24°	DL-1103-15-5024-P-C
				36°	DL-1103-15-5036-P-C
				55°	DL-1103-15-5055-P-C
COB LED	15W	AC220-240V	3000K	15°	DL-1104-15-3015-P-C
				24°	DL-1104-15-3024-P-C
				36°	DL-1104-15-3036-P-C
				55°	DL-1104-15-3055-P-C
COB LED	15W	AC220-240V	4000K	15°	DL-1104-15-4015-P-C
				24°	DL-1104-15-4024-P-C
				36°	DL-1104-15-4036-P-C
				55°	DL-1104-15-4055-P-C
COB LED	15W	AC220-240V	5000K	15°	DL-1104-15-5015-P-C
				24°	DL-1104-15-5024-P-C
				36°	DL-1104-15-5036-P-C
				55°	DL-1104-15-5055-P-C

Power Supply: P (1-On / Off 2-Phase Dim 3-DALI Dim 4-1-10V Dim)

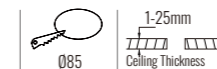
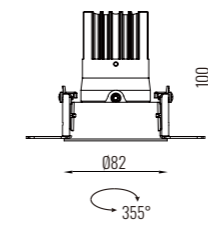
Colour Finish: C (WW-White / White BB-Black / Black)



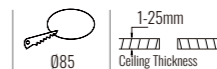
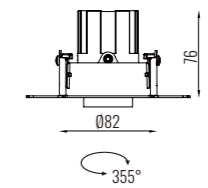
Controller: On / Off, Dimmable, Dali

DIMENSION unit:mm

DL-1103-15

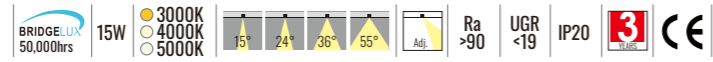


DL-1104-15



LUCA series

RECESSED ADJUSTABLE DOWNLIGHT



Light Source	Power	Voltage	CCT	Beam Angle	Code
COB LED	15W	AC220-240V	3000K	15°	DL-2040-15-3015-P-C
				24°	DL-2040-15-3024-P-C
				36°	DL-2040-15-3036-P-C
				55°	DL-2040-15-3055-P-C
COB LED	15W	AC220-240V	4000K	15°	DL-2040-15-4015-P-C
				24°	DL-2040-15-4024-P-C
				36°	DL-2040-15-4036-P-C
				55°	DL-2040-15-4055-P-C
COB LED	15W	AC220-240V	5000K	15°	DL-2040-15-5015-P-C
				24°	DL-2040-15-5024-P-C
				36°	DL-2040-15-5036-P-C
				55°	DL-2040-15-5055-P-C
COB LED	2x15W	AC220-240V	3000K	15°	DL-2040-30-3015-P-C
				24°	DL-2040-30-3024-P-C
				36°	DL-2040-30-3036-P-C
				55°	DL-2040-30-3055-P-C
COB LED	2x15W	AC220-240V	4000K	15°	DL-2040-30-4015-P-C
				24°	DL-2040-30-4024-P-C
				36°	DL-2040-30-4036-P-C
				55°	DL-2040-30-4055-P-C
COB LED	2x15W	AC220-240V	5000K	15°	DL-2040-30-5015-P-C
				24°	DL-2040-30-5024-P-C
				36°	DL-2040-30-5036-P-C
				55°	DL-2040-30-5055-P-C

Power Supply: P (1-On / Off 2-Phase Dim 3-DALI Dim 4-1-10V Dim)

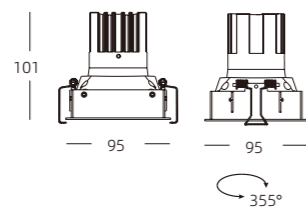
Colour Finish: C (WW-White / White BB-Black / Black)



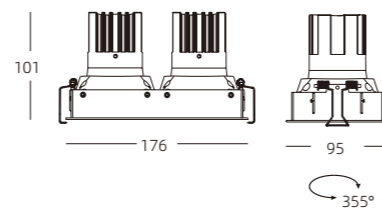
Controller: On / Off, Dimmable, Dali

DIMENSION unit:mm

DL-2040-15

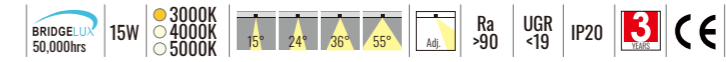


DL-2040-30



LUCA series


TRIMLESS ADJUSTABLE DOWNLIGHT



Light Source	Power	Voltage	CCT	Beam Angle	Code
COB LED	15W	AC220-240V	3000K	15°	DL-2041-15-3015-P-C
				24°	DL-2041-15-3024-P-C
				36°	DL-2041-15-3036-P-C
				55°	DL-2041-15-3055-P-C
COB LED	15W	AC220-240V	4000K	15°	DL-2041-15-4015-P-C
				24°	DL-2041-15-4024-P-C
				36°	DL-2041-15-4036-P-C
				55°	DL-2041-15-4055-P-C
COB LED	15W	AC220-240V	5000K	15°	DL-2041-15-5015-P-C
				24°	DL-2041-15-5024-P-C
				36°	DL-2041-15-5036-P-C
				55°	DL-2041-15-5055-P-C
COB LED	2x15W	AC220-240V	3000K	15°	DL-2041-30-3015-P-C
				24°	DL-2041-30-3024-P-C
				36°	DL-2041-30-3036-P-C
				55°	DL-2041-30-3055-P-C
COB LED	2x15W	AC220-240V	4000K	15°	DL-2041-30-4015-P-C
				24°	DL-2041-30-4024-P-C
				36°	DL-2041-30-4036-P-C
				55°	DL-2041-30-4055-P-C
COB LED	2x15W	AC220-240V	5000K	15°	DL-2041-30-5015-P-C
				24°	DL-2041-30-5024-P-C
				36°	DL-2041-30-5036-P-C
				55°	DL-2041-30-5055-P-C

Power Supply: P (1-On / Off 2-Phase Dim 3-DALI Dim 4-1-10V Dim)

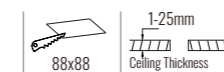
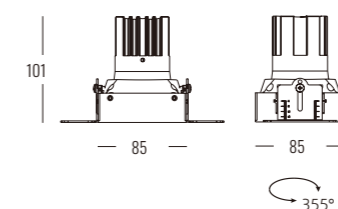
Colour Finish: C (WW-White / White BB-Black / Black)



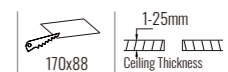
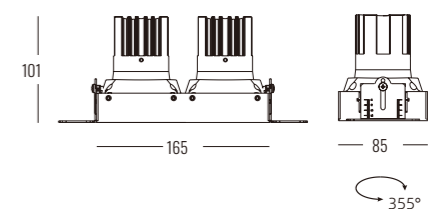
Controller: On / Off, Dimmable, Dali

DIMENSION unit:mm

DL-2041-15



DL-2041-30



PIRA series

RECESSED FIXED DOWNLIGHT

BRIDGE LUX 50,000hrs | 9W 15W | 3000K 4000K 5000K | 15° 24° 36° 38° 60° | Fixed | Ra >90 | UGR <19 | IP20 | 3 | CE



Light Source	Power	Voltage	CCT	Beam Angle	Code
COB LED	9W	AC220-240V	3000K	15°	DL-5075A-09-3015-P-C
				24°	DL-5075A-09-3024-P-C
				36°	DL-5075A-09-3036-P-C
COB LED	9W	AC220-240V	4000K	15°	DL-5075A-09-4015-P-C
				24°	DL-5075A-09-4024-P-C
				36°	DL-5075A-09-4036-P-C
COB LED	9W	AC220-240V	5000K	15°	DL-5075A-09-5015-P-C
				24°	DL-5075A-09-5024-P-C
				36°	DL-5075A-09-5036-P-C
COB LED	15W	AC220-240V	3000K	15°	DL-5045-15-3015-P-C
				24°	DL-5045-15-3024-P-C
				38°	DL-5045-15-3038-P-C
				60°	DL-5045-15-3060-P-C
COB LED	15W	AC220-240V	4000K	15°	DL-5045-15-4015-P-C
				24°	DL-5045-15-4024-P-C
				38°	DL-5045-15-4038-P-C
				60°	DL-5045-15-4060-P-C
COB LED	15W	AC220-240V	5000K	15°	DL-5045-15-5015-P-C
				24°	DL-5045-15-5024-P-C
				38°	DL-5045-15-5038-P-C
				60°	DL-5045-15-5060-P-C

Power Supply: P (1-On / Off 2-Phase Dim 3-DALI Dim 4-1-10V Dim)


Colour Finish: C (WW-White / White BB-Black / Black)



Controller: On / Off, Dimmable, Dali

DIMENSION
unit:mm

DL-5075A-09



— 072 —

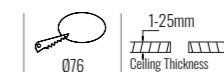


065

DL-5045-15



— 082 —



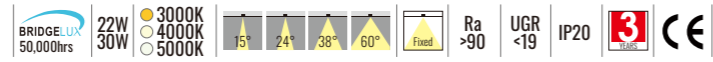
076

PIRA series



PIRA series

RECESSED FIXED DOWNLIGHT



Light Source	Power	Voltage	CCT	Beam Angle	Code
COB LED	22W	AC220-240V	3000K	15°	DL-5045-22-3015-P-C
				24°	DL-5045-22-3024-P-C
				38°	DL-5045-22-3038-P-C
				60°	DL-5045-22-3060-P-C
COB LED	22W	AC220-240V	4000K	15°	DL-5045-22-4015-P-C
				24°	DL-5045-22-4024-P-C
				38°	DL-5045-22-4038-P-C
				60°	DL-5045-22-4060-P-C
COB LED	22W	AC220-240V	5000K	15°	DL-5045-22-5015-P-C
				24°	DL-5045-22-5024-P-C
				38°	DL-5045-22-5038-P-C
				60°	DL-5045-22-5060-P-C
COB LED	30W	AC220-240V	3000K	15°	DL-5045-30-3015-P-C
				24°	DL-5045-30-3024-P-C
				38°	DL-5045-30-3038-P-C
				60°	DL-5045-30-3060-P-C
COB LED	30W	AC220-240V	4000K	15°	DL-5045-30-4015-P-C
				24°	DL-5045-30-4024-P-C
				38°	DL-5045-30-4038-P-C
				60°	DL-5045-30-4060-P-C
COB LED	30W	AC220-240V	5000K	15°	DL-5045-30-5015-P-C
				24°	DL-5045-30-5024-P-C
				38°	DL-5045-30-5038-P-C
				60°	DL-5045-30-5060-P-C

Power Supply: P (1-On / Off 2-Phase Dim 3-DALI Dim 4-1-10V Dim)

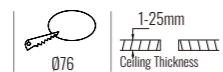
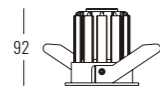
Colour Finish: C (WW-White / White BB-Black / Black)



Controller: On / Off, Dimmable, Dali

DIMENSION unit:mm

DL-5045-22

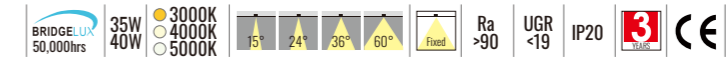


DL-5045-30



PIRA series

RECESSED FIXED DOWNLIGHT



Light Source	Power	Voltage	CCT	Beam Angle	Code
COB LED	35W	AC220-240V	3000K	15°	DL-5045-35-3015-P-C
				24°	DL-5045-35-3024-P-C
				36°	DL-5045-35-3036-P-C
				60°	DL-5045-35-3060-P-C
COB LED	35W	AC220-240V	4000K	15°	DL-5045-35-4015-P-C
				24°	DL-5045-35-4024-P-C
				36°	DL-5045-35-4036-P-C
				60°	DL-5045-35-4060-P-C
COB LED	35W	AC220-240V	5000K	15°	DL-5045-35-5015-P-C
				24°	DL-5045-35-5024-P-C
				36°	DL-5045-35-5036-P-C
				60°	DL-5045-35-5060-P-C
COB LED	40W	AC220-240V	3000K	15°	DL-5045-40-3015-P-C
				24°	DL-5045-40-3024-P-C
				36°	DL-5045-40-3036-P-C
				60°	DL-5045-40-3060-P-C
COB LED	40W	AC220-240V	4000K	15°	DL-5045-40-4015-P-C
				24°	DL-5045-40-4024-P-C
				36°	DL-5045-40-4036-P-C
				60°	DL-5045-40-4060-P-C
COB LED	40W	AC220-240V	5000K	15°	DL-5045-40-5015-P-C
				24°	DL-5045-40-5024-P-C
				36°	DL-5045-40-5036-P-C
				60°	DL-5045-40-5060-P-C

Power Supply: P (1-On / Off 2-Phase Dim 3-DALI Dim 4-1-10V Dim)

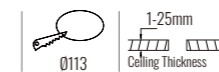
Colour Finish: C (WW-White / White BB-Black / Black)



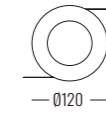
Controller: On / Off, Dimmable, Dali

DIMENSION unit:mm

DL-5045-35



DL-5045-40



PIRA series

RECESSED FIXED DOWNLIGHT



BRIDGE LUX 50,000hrs | 15W | 3000K | 4000K | 5000K | 15° | 24° | 38° | 60° | Fixed | Ra >90 | UGR <19 | IP65 | 3 | CE

Light Source	Power	Voltage	CCT	Beam Angle	Code
COB LED	15W	AC220-240V	3000K	15°	DL-5045-15-IP65-3015-P-C
				24°	DL-5045-15-IP65-3024-P-C
				38°	DL-5045-15-IP65-3038-P-C
				60°	DL-5045-15-IP65-3060-P-C
COB LED	15W	AC220-240V	4000K	15°	DL-5045-15-IP65-4015-P-C
				24°	DL-5045-15-IP65-4024-P-C
				38°	DL-5045-15-IP65-4038-P-C
				60°	DL-5045-15-IP65-4060-P-C
COB LED	15W	AC220-240V	5000K	15°	DL-5045-15-IP65-5015-P-C
				24°	DL-5045-15-IP65-5024-P-C
				38°	DL-5045-15-IP65-5038-P-C
				60°	DL-5045-15-IP65-5060-P-C

Power Supply: P (1-On / Off 2-Phase Dim 3-DALI Dim 4-1-10V Dim)


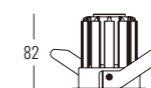
Colour Finish: C (WW-White / White BB-Black / Black)



White Reflector Black Reflector

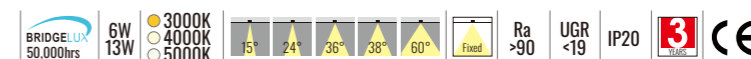
Controller: On / Off, Dimmable, Dali

DIMENSION
unit:mm



PIRA series

RECESSED FIXED DOWNLIGHT



Light Source	Power	Voltage	CCT	Beam Angle	Code
COB LED	8W	AC220-240V	3000K	15°	DL-10017-06-3015-P-C
				24°	DL-10017-06-3024-P-C
				36°	DL-10017-06-3036-P-C
COB LED	8W	AC220-240V	4000K	15°	DL-10017-06-4015-P-C
				24°	DL-10017-06-4024-P-C
				36°	DL-10017-06-4036-P-C
COB LED	8W	AC220-240V	5000K	15°	DL-10017-06-5015-P-C
				24°	DL-10017-06-5024-P-C
				36°	DL-10017-06-5036-P-C
COB LED	13W	AC220-240V	3000K	15°	DL-10001-13-3015-P-C
				24°	DL-10001-13-3024-P-C
				38°	DL-10001-13-3038-P-C
				60°	DL-10001-13-3060-P-C
				60°	DL-10001-13-3060-P-C
COB LED	13W	AC220-240V	4000K	15°	DL-10001-13-4015-P-C
				24°	DL-10001-13-4024-P-C
				38°	DL-10001-13-4038-P-C
				60°	DL-10001-13-4060-P-C
				60°	DL-10001-13-4060-P-C
COB LED	13W	AC220-240V	5000K	15°	DL-10001-13-5015-P-C
				24°	DL-10001-13-5024-P-C
				38°	DL-10001-13-5038-P-C
				60°	DL-10001-13-5060-P-C
				60°	DL-10001-13-5060-P-C
COB LED	13W	AC220-240V	3000K	15°	DL-10021-13-3015-P-C
				24°	DL-10021-13-3024-P-C
				38°	DL-10021-13-3038-P-C
				60°	DL-10021-13-3060-P-C
				60°	DL-10021-13-3060-P-C
COB LED	13W	AC220-240V	4000K	15°	DL-10021-13-4015-P-C
				24°	DL-10021-13-4024-P-C
				38°	DL-10021-13-4038-P-C
				60°	DL-10021-13-4060-P-C
				60°	DL-10021-13-4060-P-C
COB LED	13W	AC220-240V	5000K	15°	DL-10021-13-5015-P-C
				24°	DL-10021-13-5024-P-C
				38°	DL-10021-13-5038-P-C
				60°	DL-10021-13-5060-P-C
				60°	DL-10021-13-5060-P-C

Power Supply: P (1-On / Off 2-Phase Dim 3-DALI Dim 4-1-10V Dim)

Colour Finish: C (WW-White / White BB-Black / Black BW-Black / White)




White Reflector Black Reflector

Controller: On / Off, Dimmable, Dali

DIMENSION
unit:mm

DL-10017-06




— 71 —



Ø75

DL-10001-13



— Ø94.5 —



Ø98


DL-10021-13



— 94 —

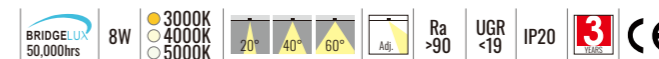


100x100



DIX series

RECESSED ADJUSTABLE DOWNLIGHT



Light Source	Power	Voltage	CCT	Beam Angle	Code
COB LED	8W	AC220-240V	3000K	20°	DL-5208-08-3015-P-C
				40°	DL-5208-08-3024-P-C
				60°	DL-5208-08-3036-P-C
COB LED	8W	AC220-240V	4000K	15°	DL-5208-08-4015-P-C
				24°	DL-5208-08-4024-P-C
				36°	DL-5208-08-4036-P-C
COB LED	8W	AC220-240V	5000K	15°	DL-5208-08-5015-P-C
				24°	DL-5208-08-5024-P-C
				36°	DL-5208-08-5036-P-C
COB LED	8W	AC220-240V	3000K	20°	DL-5208A-08-3015-P-C
				40°	DL-5208A-08-3024-P-C
				60°	DL-5208A-08-3036-P-C
COB LED	8W	AC220-240V	4000K	15°	DL-5208A-08-4015-P-C
				24°	DL-5208A-08-4024-P-C
				36°	DL-5208A-08-4036-P-C
COB LED	8W	AC220-240V	5000K	15°	DL-5208A-08-5015-P-C
				24°	DL-5208A-08-5024-P-C
				36°	DL-5208A-08-5036-P-C

Power Supply: P (1-On / Off 2-Phase Dim 3-DALI Dim 4-1-10V Dim)

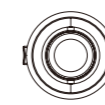
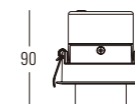
Colour Finish: C (WW-White / White WB-White / Black WS-White / Silver WO-White / Orange BG-Black / Gold)



Controller: On / Off, Dimmable, Dali

DIMENSION
unit:mm


DL-5208-08



— 82 —



DL-5208A-08

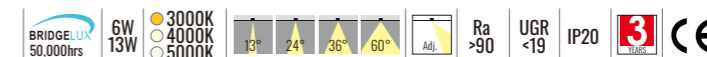


— 82 —



DIX series

TRIMLESS ADJUSTABLE DOWNLIGHT



Light Source	Power	Voltage	CCT	Beam Angle	Code
COB LED	6W	AC220-240V	3000K	13°	DL-5202-06-3013-P-C
				24°	DL-5202-06-3024-P-C
				36°	DL-5202-06-3036-P-C
				60°	DL-5202-06-3060-P-C
COB LED	6W	AC220-240V	4000K	13°	DL-5202-06-4013-P-C
				24°	DL-5202-06-4024-P-C
				36°	DL-5202-06-4036-P-C
				60°	DL-5202-06-4060-P-C
COB LED	6W	AC220-240V	4000K	13°	DL-5202-06-5013-P-C
				24°	DL-5202-06-5024-P-C
				36°	DL-5202-06-5036-P-C
				60°	DL-5202-06-5060-P-C
COB LED	13W	AC220-240V	3000K	13°	DL-5202-13-3013-P-C
				24°	DL-5202-13-3024-P-C
				36°	DL-5202-13-3036-P-C
				60°	DL-5202-13-3060-P-C
COB LED	13W	AC220-240V	4000K	13°	DL-5202-13-4013-P-C
				24°	DL-5202-13-4024-P-C
				36°	DL-5202-13-4036-P-C
				60°	DL-5202-13-4060-P-C
COB LED	13W	AC220-240V	4000K	13°	DL-5202-13-5013-P-C
				24°	DL-5202-13-5024-P-C
				36°	DL-5202-13-5036-P-C
				60°	DL-5202-13-5060-P-C

Power Supply: P (1-On / Off 2-Phase Dim 3-DALI Dim 4-1-10V Dim)

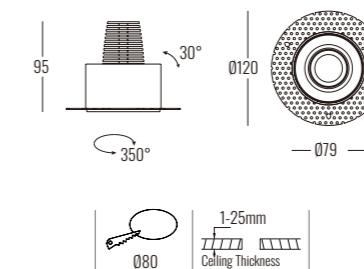
Colour Finish: C (WW-White / White WB-White / Black WS-White / Silver WO-White / Orange BG-Black / Gold)



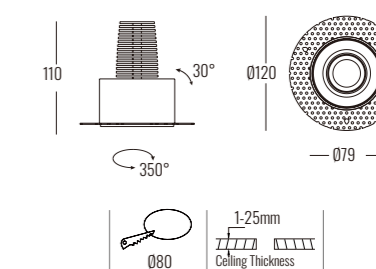
Controller: On / Off, Dimmable, Dali

DIMENSION
unit:mm

DL-5202-06



DL-5202-13



MULTIPLE COLOR COMBINATIONS, SUITABLE FOR DIFFERENT STYLES

MODULE STRUCTURE, EASY TO REPLACE

SURROUND VENT FOR FAST HEAT DISSIPATION



DIX series




PRODUCT INTRODUCTION

Recessed LED downlight with quality aluminum body in powder-coated, with multiple reflecting angles of anti-dazzle reflector for selection, excellent heat sink capability, remote LED driver.

APPLICATION

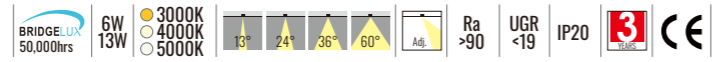
Supermarkets, chain stores, shopping mall, villas, hotels, halls.

MULTIPLE COLOR COMBINATIONS, SUITABLE FOR DIFFERENT STYLES



DIX series

RECESSED ADJUSTABLE DOWNLIGHT



Light Source	Power	Voltage	CCT	Beam Angle	Code
COB LED	6W	AC220-240V	3000K	13°	DL-1083A-06-3013-P-C
				24°	DL-1083A-06-3024-P-C
				36°	DL-1083A-06-3036-P-C
				60°	DL-1083A-06-3060-P-C
COB LED	6W	AC220-240V	4000K	13°	DL-1083A-06-4013-P-C
				24°	DL-1083A-06-4024-P-C
				36°	DL-1083A-06-4036-P-C
				60°	DL-1083A-06-4060-P-C
COB LED	6W	AC220-240V	5000K	13°	DL-1083A-06-5013-P-C
				24°	DL-1083A-06-5024-P-C
				36°	DL-1083A-06-5036-P-C
				60°	DL-1083A-06-5060-P-C
COB LED	13W	AC220-240V	3000K	13°	DL-1083A-13-3013-P-C
				24°	DL-1083A-13-3024-P-C
				36°	DL-1083A-13-3036-P-C
				60°	DL-1083A-13-3060-P-C
COB LED	13W	AC220-240V	4000K	13°	DL-1083A-13-4013-P-C
				24°	DL-1083A-13-4024-P-C
				36°	DL-1083A-13-4036-P-C
				60°	DL-1083A-13-4060-P-C
COB LED	13W	AC220-240V	5000K	13°	DL-1083A-13-5013-P-C
				24°	DL-1083A-13-5024-P-C
				36°	DL-1083A-13-5036-P-C
				60°	DL-1083A-13-5060-P-C

Power Supply: P (1-On / Off 2-Phase Dim 3-DALI Dim 4-1-10V Dim)

Colour Finish: C (WW-White / White WB-White / Black WS-White / Silver WO-White / Orange BG-Black / Gold)

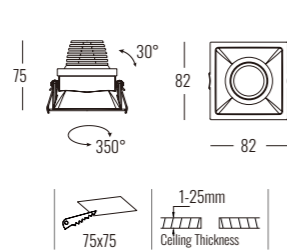


Controller: On / Off, Dimmable, Dali

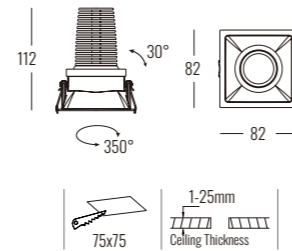
DIMENSION

unit:mm

DL-1083A-06

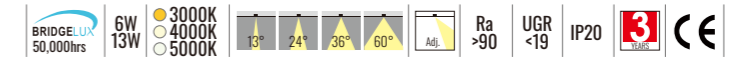


DL-1083A-13



DIX series

RECESSED ADJUSTABLE DOWNLIGHT



Light Source	Power	Voltage	CCT	Beam Angle	Code
COB LED	6W	AC220-240V	3000K	13°	DL-1083-06-3013-P-C
				24°	DL-1083-06-3024-P-C
				36°	DL-1083-06-3036-P-C
				60°	DL-1083-06-3060-P-C
COB LED	6W	AC220-240V	4000K	13°	DL-1083-06-4013-P-C
				24°	DL-1083-06-4024-P-C
				36°	DL-1083-06-4036-P-C
				60°	DL-1083-06-4060-P-C
COB LED	6W	AC220-240V	5000K	13°	DL-1083-06-5013-P-C
				24°	DL-1083-06-5024-P-C
				36°	DL-1083-06-5036-P-C
				60°	DL-1083-06-5060-P-C
COB LED	13W	AC220-240V	3000K	13°	DL-1083-13-3013-P-C
				24°	DL-1083-13-3024-P-C
				36°	DL-1083-13-3036-P-C
				60°	DL-1083-13-3060-P-C
COB LED	13W	AC220-240V	4000K	13°	DL-1083-13-4013-P-C
				24°	DL-1083-13-4024-P-C
				36°	DL-1083-13-4036-P-C
				60°	DL-1083-13-4060-P-C
COB LED	13W	AC220-240V	5000K	13°	DL-1083-13-5013-P-C
				24°	DL-1083-13-5024-P-C
				36°	DL-1083-13-5036-P-C
				60°	DL-1083-13-5060-P-C

Power Supply: P (1-On / Off 2-Phase Dim 3-DALI Dim 4-1-10V Dim)

Colour Finish: C (WW-White / White WB-White / Black WS-White / Silver WO-White / Orange BG-Black / Gold)

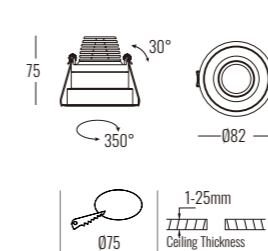


Controller: On / Off, Dimmable, Dali

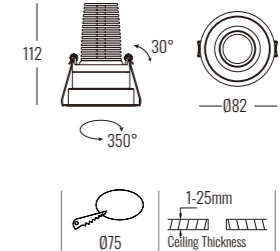
DIMENSION

unit:mm

DL-1083-06



DL-1083-13



TOM series

RECESSED FIXED DOWNLIGHT

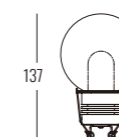


Light Source	Power	Voltage	CCT	Beam Angle	Code
COB LED	6W	AC220-240V	3000K	360°	DL-4054A-06-30360-P
COB LED	6W	AC220-240V	4000K	360°	DL-4054A-06-40360-P
COB LED	6W	AC220-240V	5000K	360°	DL-4054A-06-50360-P

Power Supply: P (1-On / Off 2-Phase Dim 3-DALI Dim 4-1-10V Dim)

Controller: On / Off, Dimmable, Dali

DIMENSION
unit:mm



— 090 —



043

1-25mm
Ceiling Thickness



TOM series



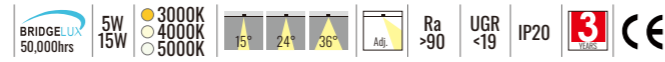
FENDI series

9W / 15W / 30W



FENDI series

RECESSED ADJUSTABLE DOWNLIGHT



Light Source	Power	Voltage	CCT	Beam Angle	Code
COB LED	5W	AC220-240V	3000K	15°	DL-9812-05-3015-P-C
				24°	DL-9812-05-3024-P-C
				36°	DL-9812-05-3036-P-C
COB LED	5W	AC220-240V	4000K	15°	DL-9812-05-4015-P-C
				24°	DL-9812-05-4024-P-C
				36°	DL-9812-05-4036-P-C
COB LED	5W	AC220-240V	5000K	15°	DL-9812-05-5015-P-C
				24°	DL-9812-05-5024-P-C
				36°	DL-9812-05-5036-P-C
COB LED	15W	AC220-240V	3000K	15°	DL-9789-15-3015-P-C
				24°	DL-9789-15-3024-P-C
				36°	DL-9789-15-3036-P-C
COB LED	15W	AC220-240V	4000K	15°	DL-9789-15-4015-P-C
				24°	DL-9789-15-4024-P-C
				36°	DL-9789-15-4036-P-C
COB LED	15W	AC220-240V	5000K	15°	DL-9789-15-5015-P-C
				24°	DL-9789-15-5024-P-C
				36°	DL-9789-15-5036-P-C

Power Supply: P (1-On / Off 2-Phase Dim 3-DALI Dim 4-1-10V Dim)

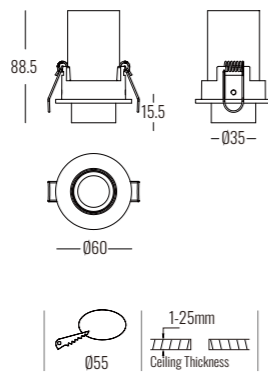
Colour Finish: C (WW-White / White BB-Black / Black)



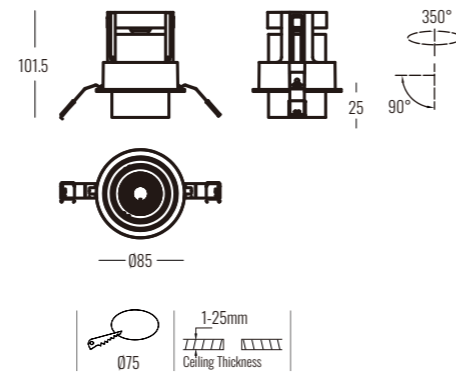
Controller: On / Off, Dimmable, Dali

DIMENSION unit:mm

DL-9812-05

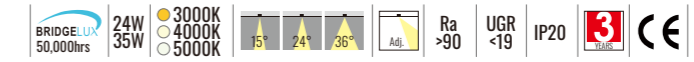


DL-9789-15



FENDI series

RECESSED ADJUSTABLE DOWNLIGHT



Light Source	Power	Voltage	CCT	Beam Angle	Code
COB LED	24W	AC220-240V	3000K	15°	DL-9790-24-3015-P-C
				24°	DL-9790-24-3024-P-C
				36°	DL-9790-24-3036-P-C
COB LED	24W	AC220-240V	4000K	15°	DL-9790-24-4015-P-C
				24°	DL-9790-24-4024-P-C
				36°	DL-9790-24-4036-P-C
COB LED	24W	AC220-240V	5000K	15°	DL-9790-24-5015-P-C
				24°	DL-9790-24-5024-P-C
				36°	DL-9790-24-5036-P-C
COB LED	35W	AC220-240V	3000K	15°	DL-9791-35-3015-P-C
				24°	DL-9791-35-3024-P-C
				36°	DL-9791-35-3036-P-C
COB LED	35W	AC220-240V	4000K	15°	DL-9791-35-4015-P-C
				24°	DL-9791-35-4024-P-C
				36°	DL-9791-35-4036-P-C
COB LED	35W	AC220-240V	5000K	15°	DL-9791-35-5015-P-C
				24°	DL-9791-35-5024-P-C
				36°	DL-9791-35-5036-P-C

Power Supply: P (1-On / Off 2-Phase Dim 3-DALI Dim 4-1-10V Dim)

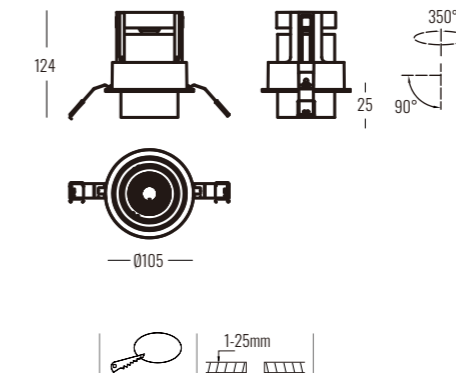
Colour Finish: C (WW-White / White BB-Black / Black)



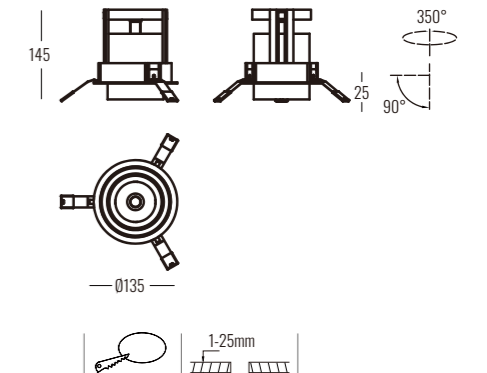
Controller: On / Off, Dimmable, Dali

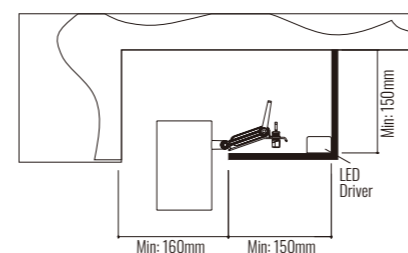

DIMENSION unit:mm

DL-9790-24



DL-9791-35





PRODUCT INSTALLATION DIAGRAM

MIA series

PRODUCT INTRODUCTION

Description Lighting system comprising an extruded profile which integrates perfectly in plasterboard ceilings.

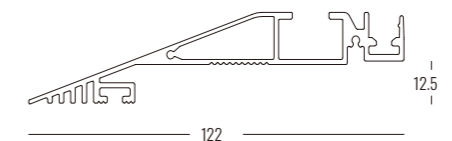
It is prepared for the simple integration of lighting with LED or halogens projectors. The projectors are prepared for installation directly on the profile, with Class II remote equipment. Furthermore they are available in two sizes depending on the installation.

It has accessories for visual comfort optimization and colour filters. Additional information can only be installed in 12.5 mm thick plaster-board. It is possible to cut the profiles to any size. P20 protection grade. Suitable for installation on normally inflammable surfaces.


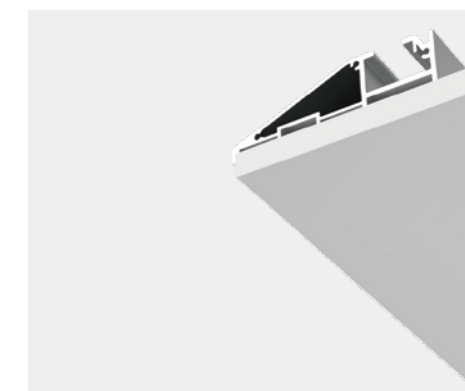
Standard Compliance and Quality Marks EN60598-1 European Technical Standards and any subsequent additions.




A TYPE TRACK RAIL, LENGTH: 1M (CLASSIC STYLE)



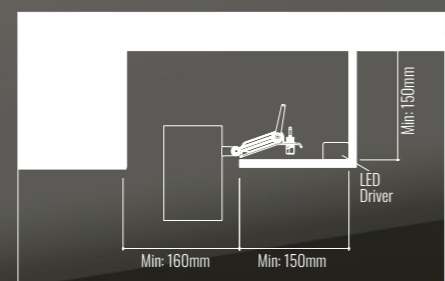
B TYPE TRACK RAIL, LENGTH: 1M (PROFESSIONAL)



**SIDE MOUNTED CEILING
INSTALLED DETAILS**




Space size for installing
Take FS4037-30W for example as below



MIA series

CEILING SIDE MOUNTING SPOTLIGHT



BRIDGE LUX 50,000hrs | 15W 24W 32W | 3000K 4000K 5000K | 12° 15° 24° 38° 60° | Ra >90 | UGR <19 | IP20 | 3 | CE

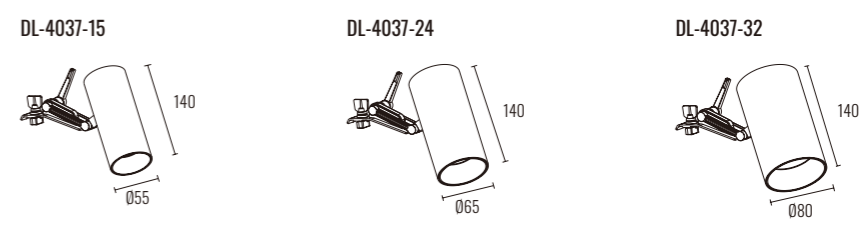
Light Source	Power	Voltage	CCT	Beam Angle	Code
COB LED	15W	AC220-240V	3000K	12°	DL-4037-15-3012-P-C
				15°	DL-4037-15-3015-P-C
				24°	DL-4037-15-3024-P-C
				38°	DL-4037-15-3038-P-C
				60°	DL-4037-15-3060-P-C
COB LED	15W	AC220-240V	4000K	12°	DL-4037-15-4012-P-C
				15°	DL-4037-15-4015-P-C
				24°	DL-4037-15-4024-P-C
				38°	DL-4037-15-4038-P-C
				60°	DL-4037-15-4060-P-C
COB LED	15W	AC220-240V	5000K	12°	DL-4037-15-5012-P-C
				15°	DL-4037-15-5015-P-C
				24°	DL-4037-15-5024-P-C
				38°	DL-4037-15-5038-P-C
				60°	DL-4037-15-5060-P-C
COB LED	24W	AC220-240V	3000K	15°	DL-4037-24-3015-P-C
				24°	DL-4037-24-3024-P-C
				38°	DL-4037-24-3038-P-C
COB LED	24W	AC220-240V	4000K	15°	DL-4037-24-4015-P-C
				24°	DL-4037-24-4024-P-C
				38°	DL-4037-24-4038-P-C
COB LED	24W	AC220-240V	5000K	15°	DL-4037-24-5015-P-C
				24°	DL-4037-24-5024-P-C
				38°	DL-4037-24-5038-P-C
COB LED	32W	AC220-240V	3000K	15°	DL-4037-32-3015-P-C
				24°	DL-4037-32-3024-P-C
				38°	DL-4037-32-3038-P-C
COB LED	32W	AC220-240V	4000K	15°	DL-4037-32-4015-P-C
				24°	DL-4037-32-4024-P-C
				38°	DL-4037-32-4038-P-C
COB LED	32W	AC220-240V	5000K	15°	DL-4037-32-5012-P-C
				24°	DL-4037-32-5015-P-C
				38°	DL-4037-32-5038-P-C

Power Supply: P (1-On / Off 2-Phase Dim 3-DALI Dim 4-1-10V Dim)

Colour Finish/Reflector Color: C (WB-White / Black WW-White / White WS-White / Silver WR-White / Rose Gold WG-White / Gold BB-Black / Black BW-Black / White BS-Black / Silver BR-Black / Rose Gold BG-Black / Gold)

Controller: On / Off, Dimmable, Dali

DIMENSION
unit:mm







COMO series

PRODUCT INTRODUCTION

Simple and elegant designed led track light with aluminum die-cast housing, with multiple lens angles, specially designed heatsink with excellent dissipation to minimize degradation of the lumens.

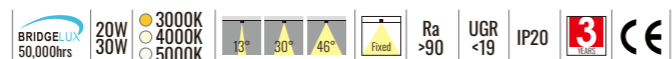
APPLICATION

fashion stores, chain store, shopping mall, showrooms, art galleries.



COMO series

SURFACE FIXED DOWNLIGHT



Light Source	Power	Voltage	CCT	Beam Angle	Code
COB LED	20W	AC220-240V	3000K	13°	DL-3038-20-3013-P-C
				30°	DL-3038-20-3030-P-C
				46°	DL-3038-20-3046-P-C
COB LED	20W	AC220-240V	4000K	13°	DL-3038-20-4013-P-C
				30°	DL-3038-20-4030-P-C
				46°	DL-3038-20-4046-P-C
COB LED	20W	AC220-240V	5000K	13°	DL-3038-20-5013-P-C
				30°	DL-3038-20-5030-P-C
				46°	DL-3038-20-5046-P-C

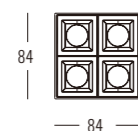
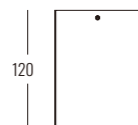
Power Supply: P (1-On / Off 2-Phase Dim 3-DALI Dim 4-1-10V Dim)

Colour Finish: C (WW-White / White BB-Black / Black WB-White / Black BW-Black / White WS-White / Silver BS-Black / Silver BR-Black / Rose Gold BG-Black / Gold)




Controller: On / Off, Dimmable, Dali

DIMENSION unit:mm



COMO series

SURFACE CEILING SPOTLIGHT



Light Source	Power	Voltage	CCT	Beam Angle	Code
COB LED	20W	AC220-240V	3000K	13°	DL-4027A-20-3013-P-C
				30°	DL-4027A-20-3030-P-C
				46°	DL-4027A-20-3046-P-C
COB LED	20W	AC220-240V	4000K	13°	DL-4027A-20-4013-P-C
				30°	DL-4027A-20-4030-P-C
				46°	DL-4027A-20-4046-P-C
COB LED	20W	AC220-240V	5000K	13°	DL-4027A-20-5013-P-C
				30°	DL-4027A-20-5030-P-C
				46°	DL-4027A-20-5046-P-C
COB LED	30W	AC220-240V	3000K	13°	DL-4028A-30-3013-P-C
				30°	DL-4028A-30-3030-P-C
				46°	DL-4028A-30-3046-P-C
COB LED	30W	AC220-240V	4000K	13°	DL-4028A-30-4013-P-C
				30°	DL-4028A-30-4030-P-C
				46°	DL-4028A-30-4046-P-C
COB LED	30W	AC220-240V	5000K	13°	DL-4028A-30-5013-P-C
				30°	DL-4028A-30-5030-P-C
				46°	DL-4028A-30-5046-P-C

Power Supply: P (1-On / Off 2-Phase Dim 3-DALI Dim 4-1-10V Dim)

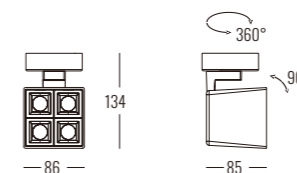
Colour Finish: C (WW-White / White BB-Black / Black WB-White / Black BW-Black / White WS-White / Silver BS-Black / Silver BR-Black / Rose Gold BG-Black / Gold)



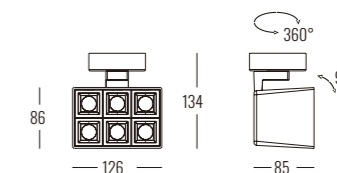
Controller: On / Off, Dimmable, Dali

DIMENSION unit:mm

DL-4027A-20

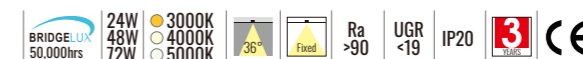


DL-4028A-30



ONTI series

RECESSED ROUND LED SPOT LIGHT



Light Source	Power	Voltage	CCT	Beam Angle	Code
SMD LED	24W	AC220-240V	3000K	36°	DL-9796-24-3036-P-C
SMD LED	24W	AC220-240V	4000K	36°	DL-9796-24-4036-P-C
SMD LED	24W	AC220-240V	5000K	36°	DL-9796-24-5036-P-C
SMD LED	48W	AC220-240V	3000K	36°	DL-9797-48-3036-P-C
SMD LED	48W	AC220-240V	4000K	36°	DL-9797-48-4036-P-C
SMD LED	48W	AC220-240V	5000K	36°	DL-9797-48-5036-P-C
SMD LED	72W	AC220-240V	3000K	36°	DL-9798-72-3036-P-C
SMD LED	72W	AC220-240V	4000K	36°	DL-9798-72-4036-P-C
SMD LED	72W	AC220-240V	5000K	36°	DL-9798-72-5036-P-C

Power Supply: P (1-On / Off 2-Phase Dim 3-DALI Dim 4-1-10V Dim)

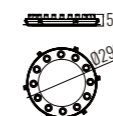
Colour Finish: C (WW-White / White BB-Black / Black)



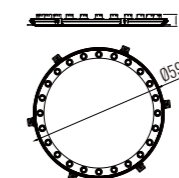
Controller: On / Off, Dimmable, Dali

DIMENSION
unit:mm

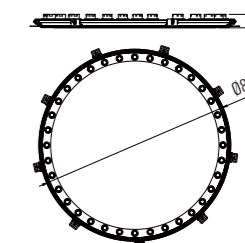
DL-9796-24



DL-9797-48



DL-9798-72



ONTI series



Easy to install and easy to replace individually

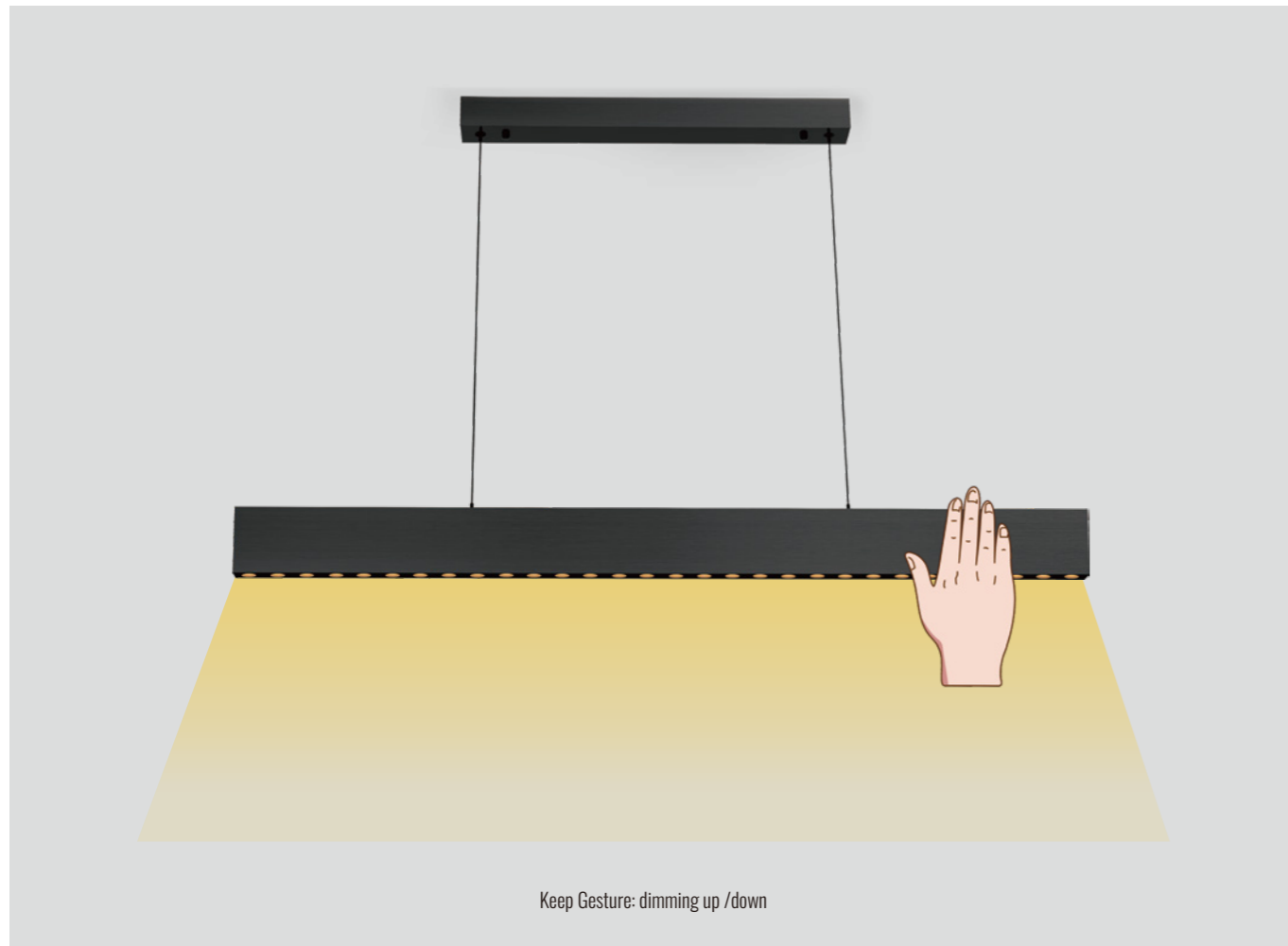
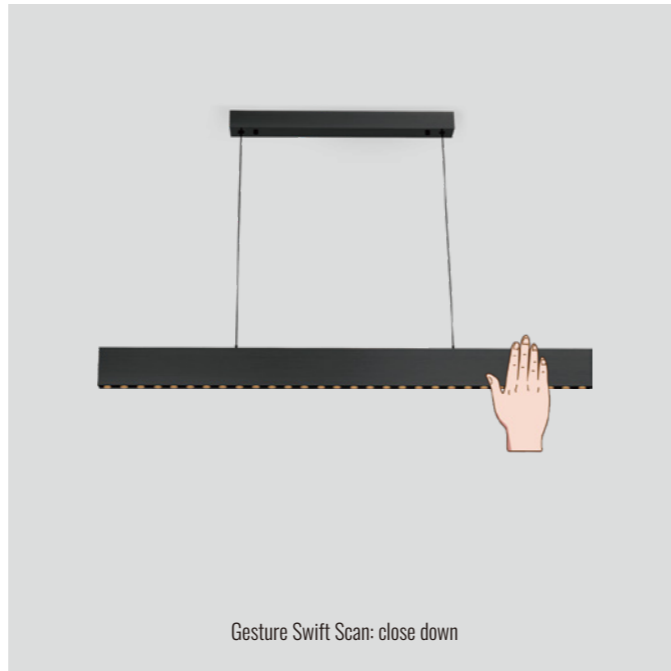
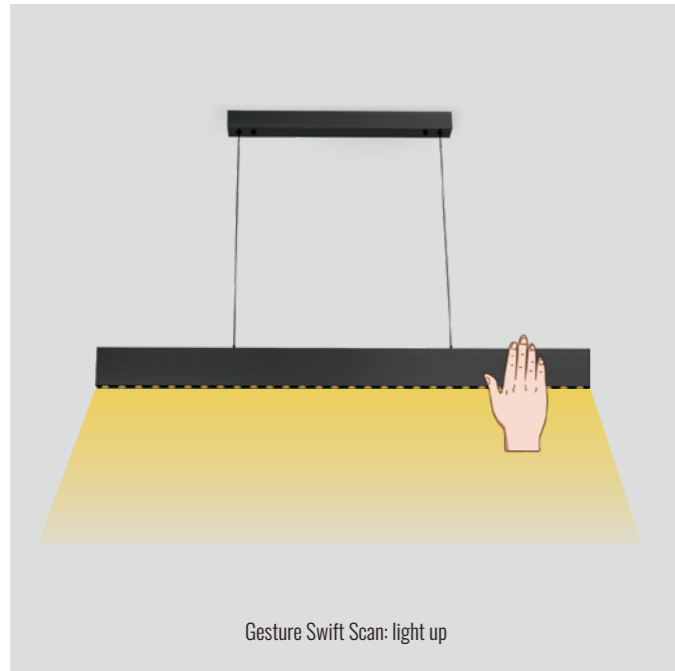
RECESSED ROUND LED SPOT LIGHT

RECESSED ROUND LED SPOT LIGHT



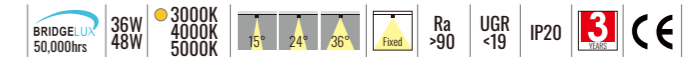
BAR series

GESTURE INTELLIGENCE CONTROL



BAR series

SUSPENDED LINEAR LIGHT



Light Source	Power	Voltage	CCT	Code
SMD LED	36W	AC220-240V	3000K	DL-5055-1200-36-30-P-C
SMD LED	36W	AC220-240V	4000K	DL-5055-1200-36-40-P-C
SMD LED	36W	AC220-240V	5000K	DL-5055-1200-36-50-P-C
SMD LED	48W	AC220-240V	3000K	DL-5055-1600-48-30-P-C
SMD LED	48W	AC220-240V	4000K	DL-5055-1600-48-40-P-C
SMD LED	48W	AC220-240V	5000K	DL-5055-1600-48-50-P-C

Power Supply: P (1-On / Off 2-Phase Dim 3-DALI Dim 4-1-10V Dim)

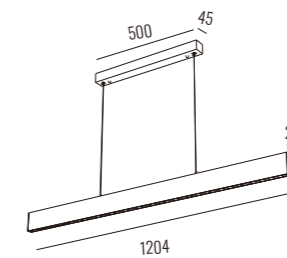
Colour Finish: C (WW-White / White BB-Black / Black)

Controller: On / Off, Dimmable, Dali

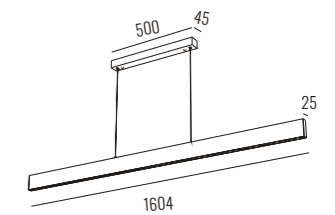
DIMENSION

unit:mm

DL-5055-1200-36



DL-5055-1600-48



SUSPENDED LINEAR LIGHT


148

147




ORBIT series

PENDANT LAMP




open
close

Modules can be mounted fixed and removed tool-free. You can play with the number and position of the modules (up to 200w) anywhere in the loop, to match aesthetical preferences or to meet the exact lighting requirements of your projects.



Superloop is designed with exclusive arc-shaped structure



ORBIT series

PENDANT LAMP



Light Source	Power	Voltage	CCT	Beam Angle	Code
SMD LED	6x7W	AC220-240V	3000K	36°	DL-5037-900-42-3036-P-C
SMD LED	6x7W	AC220-240V	4000K	36°	DL-5037-900-42-4036-P-C
SMD LED	6x7W	AC220-240V	5000K	36°	DL-5037-900-42-5036-P-C
SMD LED	6x7W	AC220-240V	3000K	36°	DL-5037-1200-42-3036-P-C
SMD LED	6x7W	AC220-240V	4000K	36°	DL-5037-1200-42-4036-P-C
SMD LED	6x7W	AC220-240V	5000K	36°	DL-5037-1200-42-5036-P-C
SMD LED	12x7W	AC220-240V	3000K	36°	DL-5037-1500-84-3036-P-C
SMD LED	12x7W	AC220-240V	4000K	36°	DL-5037-1500-84-4036-P-C
SMD LED	12x7W	AC220-240V	5000K	36°	DL-5037-1500-84-5036-P-C


Power Supply: P (1-On / Off 2-Phase Dim 3-DALI Dim 4-1-10V Dim)

Colour Finish/Reflector Color: C (WB-White / Black WW-White / White WS-White / Silver WR-White / Rose Gold WG-White / Gold BB-Black / Black BW-Black / White BS-Black / Silver BR-Black / Rose Gold BG-Black / Gold)

Controller: On / Off, Dimmable, Dali

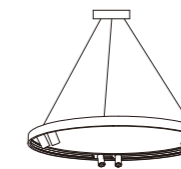
DIMENSION
unit:mm

DL-5037-900



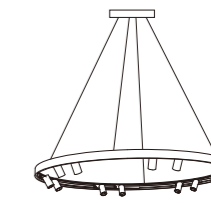
Ø900

DL-5037-1200



Ø1200

DL-5037-1500



Ø1500

PENDANT LAMP

